

PROMISING OCCUPATIONS IN
Alabama





















EDUCATION/
TRAINING
REQUIRED


AVERAGE
ANNUAL
OPENINGS


GROWTH
RATE


2014 ANNUAL WAGE

25th Percentile Median 75th Percentile

Occupation	Education/Training Required	Average Annual Openings	Growth Rate	25th Percentile	Median	75th Percentile
Registered nurses		1,760	18.7%	\$46,200	\$54,900	\$64,830
Heavy and tractor-trailer truck drivers	 + OJT	890	12.0%	\$29,020	\$37,630	\$47,380
Nursing assistants		710	15.2%	\$18,540	\$21,450	\$24,190
Licensed practical and licensed vocational nurses		700	23.4%	\$31,050	\$35,470	\$40,630
Medical assistants		320	27.1%	\$21,360	\$25,140	\$29,620
Computer user support specialists	 + OJT	310	25.8%	\$32,790	\$43,060	\$56,070
Teacher assistants		280	8.0%	\$17,350	\$19,200	\$22,170
First-line supervisors of production and operating workers		240	4.4%	\$40,000	\$51,910	\$68,800
Hairdressers, hairstylists, and cosmetologists		230	12.9%	\$17,840	\$21,050	\$27,660
Heating, air conditioning, and refrigeration mechanics and installers	 + OJT	220	19.4%	\$30,480	\$37,530	\$46,690
Emergency medical technicians and paramedics		180	28.0%	\$21,250	\$25,990	\$32,570
Dental hygienists		170	30.2%	\$39,650	\$44,680	\$49,750
Firefighters	 + OJT	170	6.4%	\$31,200	\$40,080	\$48,630
Preschool teachers, except special education		140	19.2%	\$19,570	\$25,700	\$33,240
Medical records and health information technicians		130	21.2%	\$23,010	\$28,820	\$37,900
Dental assistants		130	21.5%	\$25,300	\$29,850	\$35,830
Radiologic technologists		120	18.8%	\$36,950	\$45,290	\$54,750
Medical and clinical laboratory technicians		120	27.7%	\$26,770	\$34,640	\$43,870
Physical therapist assistants		120	43.4%	\$44,480	\$53,470	\$61,750
Paralegals and legal assistants		90	13.9%	\$33,840	\$45,890	\$56,800

 = some college, no degree

 = post-secondary non-degree award

 = associate's degree

OJT = on-the-job training

PROMISING OCCUPATIONS IN Alabama






EDUCATION/
TRAINING
REQUIRED


AVERAGE
ANNUAL
OPENINGS


GROWTH
RATE


2014 ANNUAL WAGE

25th Percentile **Median** 75th Percentile

	EDUCATION/ TRAINING REQUIRED	AVERAGE ANNUAL OPENINGS	GROWTH RATE	25th Percentile	Median	75th Percentile
Respiratory therapists		70	16.7%	\$40,290	\$45,910	\$53,630
Electrical and electronics engineering technicians		60	7.9%	\$44,760	\$59,380	\$72,680
Phlebotomists		60	21.8%	\$22,020	\$26,020	\$31,280
Computer, automated teller, and office machine repairers		50	3.0%	\$26,980	\$36,000	\$45,900
Electrical and electronics repairers, commercial and industrial equipment	 + OJT	40	1.4%	\$43,420	\$52,220	\$62,460

 = some college, no degree

 = post-secondary non-degree award

 = associate's degree

OJT = on-the-job training