

PROMISING OCCUPATIONS IN Alaska





















EDUCATION/
TRAINING
REQUIRED


AVERAGE
ANNUAL
OPENINGS


GROWTH
RATE


2014 ANNUAL WAGE

25th Percentile Median 75th Percentile

Occupation	Education/Training Required	Average Annual Openings	Growth Rate	25th Percentile	Median	75th Percentile
Teacher assistants		270	10.4%	\$29,500	\$36,380	\$44,620
Registered nurses		190	20.0%		\$71,190	\$100,370
Heavy and tractor-trailer truck drivers	 + OJT	90	13.7%	\$41,840	\$52,290	\$64,500
Nursing assistants		80	18.8%	\$33,060	\$36,360	\$41,250
Medical assistants		60	25.7%	\$33,850	\$38,980	\$45,160
Dental assistants		50	27.0%	\$35,310	\$43,590	\$52,110
Geological and petroleum technicians	 + OJT	40	18.0%	\$46,520	\$57,920	\$74,640
Aircraft mechanics and service technicians		40	7.4%	\$52,290	\$61,980	\$73,590
Computer user support specialists	 + OJT	30	8.7%	\$43,230	\$53,240	\$64,760
Preschool teachers, except special education		30	15.1%	\$28,710	\$35,260	\$43,830
Licensed practical and licensed vocational nurses		30	21.4%	\$46,640	\$54,240	\$60,490
Dental hygienists		30	27.8%	\$61,900	\$79,560	\$90,130
Firefighters	 + OJT	30	1.4%	\$26,500	\$49,810	\$61,660
Electrical and electronics engineering technicians		20	10.6%	\$56,410	\$68,330	\$89,900
Civil engineering technicians		20	9.8%	\$55,810	\$67,220	\$81,060
Life, physical, and social science technicians, all other		20	2.2%	\$44,210	\$61,500	\$71,090
Radiologic technologists		20	22.2%	\$60,480	\$69,110	\$77,670
Medical records and health information technicians		20	21.8%	\$34,700	\$40,610	\$47,710
Medical and clinical laboratory technicians		20	23.1%	\$37,690	\$45,300	\$56,610
Emergency medical technicians and paramedics		20	17.9%	\$34,430	\$47,770	\$57,520

 = some college, no degree

 = post-secondary non-degree award

 = associate's degree

OJT = on-the-job training

PROMISING OCCUPATIONS IN

Alaska






EDUCATION/
TRAINING
REQUIRED

AVERAGE
ANNUAL
OPENINGS


GROWTH
RATE


2014 ANNUAL WAGE

25th Percentile **Median** 75th Percentile

Occupation	Education/Training Required	Average Annual Openings	Growth Rate	25th Percentile	Median	75th Percentile
First-line supervisors of production and operating workers		20	8.7%	\$40,040	\$64,850	\$92,320
Air traffic controllers	 + OJT	20	0.9%		\$88,220	\$103,470 \$121,950
Computer network support specialists		10	6.4%	\$54,070	\$67,540	\$86,520
Massage therapists		10	23.9%	\$68,830	\$89,800	\$107,150
Telecommunications equipment installers and repairers, except line installers	 + OJT	10	0.2%	\$51,160	\$69,990	\$83,240

 = some college, no degree

 = post-secondary non-degree award

 = associate's degree

OJT = on-the-job training