

PROMISING OCCUPATIONS IN  
**Arizona**







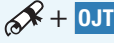












EDUCATION/  
TRAINING  
REQUIRED


AVERAGE  
ANNUAL  
OPENINGS


GROWTH  
RATE


2014 ANNUAL WAGE

25th Percentile Median 75th Percentile

	EDUCATION/ TRAINING REQUIRED	AVERAGE ANNUAL OPENINGS	GROWTH RATE	25th Percentile	Median	75th Percentile
Registered nurses		2,190	25.6%	\$59,810	<b>\$70,720</b>	\$83,100
Heavy and tractor-trailer truck drivers	 + OJT	920	19.2%	\$33,020	<b>\$38,650</b>	\$47,210
Teacher assistants		800	16.5%	\$20,440	<b>\$23,420</b>	\$27,590
Medical assistants		760	36.7%	\$26,380	<b>\$30,490</b>	\$36,110
Nursing assistants		730	26.8%	\$24,230	<b>\$27,580</b>	\$30,870
Preschool teachers, except special education		410	30.6%	\$19,140	<b>\$22,570</b>	\$29,500
Computer user support specialists	 + OJT	390	19.8%	\$35,070	<b>\$45,630</b>	\$59,520
Heating, air conditioning, and refrigeration mechanics and installers	 + OJT	390	43.1%	\$34,280	<b>\$41,750</b>	\$58,390
Licensed practical and licensed vocational nurses		360	30.1%	\$43,430	<b>\$49,560</b>	\$57,000
Dental assistants		340	34.0%	\$31,040	<b>\$35,540</b>	\$41,230
Hairdressers, hairstylists, and cosmetologists		330	9.1%	\$18,020	<b>\$19,830</b>	\$27,530
Medical records and health information technicians		300	28.2%	\$27,700	<b>\$34,710</b>	\$46,500
Firefighters	 + OJT	280	8.8%	\$32,670	<b>\$43,490</b>	\$53,330
Dental hygienists		240	44.0%	\$79,700	<b>\$86,040</b>	\$92,350
First-line supervisors of production and operating workers		240	14.1%	\$39,460	<b>\$51,550</b>	\$68,370
Paralegals and legal assistants		230	28.4%	\$36,550	<b>\$45,780</b>	\$58,790
Medical and clinical laboratory technicians		230	38.9%	\$29,990	<b>\$36,110</b>	\$48,160
Massage therapists		230	25.2%	\$31,430	<b>\$36,110</b>	\$50,920
Emergency medical technicians and paramedics		210	28.9%	\$27,560	<b>\$31,040</b>	\$42,730
Radiologic technologists		180	29.4%	\$51,440	<b>\$59,860</b>	\$71,480

 = some college, no degree

 = post-secondary non-degree award

 = associate's degree

**OJT** = on-the-job training

PROMISING OCCUPATIONS IN

# Arizona





EDUCATION/  
TRAINING  
REQUIRED


AVERAGE  
ANNUAL  
OPENINGS


GROWTH  
RATE


## 2014 ANNUAL WAGE

25th Percentile **Median** 75th Percentile

Occupation	Education/Training Required	Average Annual Openings	Growth Rate	25th Percentile	Median	75th Percentile
Computer network support specialists		150	12.0%	\$43,910	\$59,260	\$80,260
Electrical and electronics engineering technicians		150	12.6%	\$43,520	\$57,590	\$69,570
Telecommunications equipment installers and repairers, except line installers	 + OJT	150	21.2%	\$44,640	\$61,510	\$70,230
Aircraft mechanics and service technicians		110	11.8%	\$44,600	\$55,890	\$66,100

 = some college, no degree

 = post-secondary non-degree award

 = associate's degree

**OJT** = on-the-job training