

PROMISING OCCUPATIONS IN
Florida




















EDUCATION/
TRAINING
REQUIRED


AVERAGE
ANNUAL
OPENINGS


GROWTH
RATE


2014 ANNUAL WAGE

25th Percentile Median 75th Percentile




	EDUCATION/ TRAINING REQUIRED	AVERAGE ANNUAL OPENINGS	GROWTH RATE	25th Percentile	Median	75th Percentile
Registered nurses		6,680	22.6%	\$52,740	\$60,920	\$72,030
Nursing assistants		3,040	22.1%	\$20,700	\$23,390	\$27,350
Heavy and tractor-trailer truck drivers	 + OJT	2,750	18.6%	\$27,720	\$34,770	\$44,090
Licensed practical and licensed vocational nurses		2,210	23.7%	\$35,400	\$41,130	\$46,810
Medical assistants		1,720	29.3%	\$25,160	\$28,740	\$33,670
Teacher assistants		1,650	17.6%	\$18,970	\$22,310	\$27,180
Heating, air conditioning, and refrigeration mechanics and installers	 + OJT	1,610	45.2%	\$29,940	\$37,720	\$48,330
Hairdressers, hairstylists, and cosmetologists		1,340	12.4%	\$18,860	\$23,090	\$30,370
Computer user support specialists	 + OJT	1,230	18.3%	\$32,840	\$41,760	\$54,520
Paralegals and legal assistants		1,130	32.1%	\$36,500	\$46,310	\$59,960
Preschool teachers, except special education		1,080	19.2%	\$20,190	\$23,580	\$29,220
Firefighters	 + OJT	910	10.2%	\$36,270	\$48,060	\$67,070
Dental assistants		810	28.6%	\$28,710	\$34,620	\$41,000
Dental hygienists		560	35.5%	\$54,630	\$64,890	\$73,460
Radiologic technologists		500	25.2%	\$40,600	\$50,200	\$59,380
First-line supervisors of production and operating workers		480	7.5%	\$41,350	\$52,140	\$67,420
Emergency medical technicians and paramedics		470	29.3%	\$24,680	\$30,370	\$37,010
Telecommunications equipment installers and repairers, except line installers	 + OJT	440	7.4%	\$35,130	\$48,360	\$63,850
Aircraft mechanics and service technicians		410	10.2%	\$41,760	\$53,570	\$65,610

 = some college, no degree


 = post-secondary non-degree award


 = associate's degree

OJT = on-the-job training

	EDUCATION/ TRAINING REQUIRED	AVERAGE ANNUAL OPENINGS	GROWTH RATE	25th Percentile	Median	75th Percentile
Veterinary technologists and technicians		400	37.6%	\$24,730	\$29,570	\$35,310
Medical records and health information technicians		380	19.5%	\$28,010	\$35,100	\$45,610
Computer network support specialists		350	17.5%	\$38,400	\$49,490	\$70,920

 = some college, no degree

 = post-secondary non-degree award

 = associate's degree

OJT = on-the-job training