

PROMISING OCCUPATIONS IN
Hawaii




















EDUCATION/
TRAINING
REQUIRED


AVERAGE
ANNUAL
OPENINGS


GROWTH
RATE


2014 ANNUAL WAGE

25th Percentile Median 75th Percentile

	EDUCATION/ TRAINING REQUIRED	AVERAGE ANNUAL OPENINGS	GROWTH RATE	2014 ANNUAL WAGE		
				25th Percentile	Median	75th Percentile
Registered nurses		380	17.4%	\$75,360	\$90,220	\$103,320
Nursing assistants		230	23.9%	\$26,240	\$30,430	\$35,450
Teacher assistants		190	6.4%	\$25,260	\$27,840	\$30,430
Heavy and tractor-trailer truck drivers	 + OJT	120	15.5%	\$36,000	\$43,040	\$48,960
Medical assistants		110	13.7%	\$26,920	\$33,180	\$40,990
Licensed practical and licensed vocational nurses		60	16.9%	\$41,290	\$45,860	\$51,820
Firefighters	 + OJT	60	4.0%	\$43,340	\$52,780	\$60,730
Computer user support specialists	 + OJT	50	16.1%	\$37,010	\$45,980	\$58,500
Preschool teachers, except special education		50	10.7%	\$23,850	\$30,920	\$38,310
Dental assistants		50	5.7%	\$26,630	\$34,000	\$39,570
Hairdressers, hairstylists, and cosmetologists		50	10.7%	\$23,740	\$32,920	\$46,550
Heating, air conditioning, and refrigeration mechanics and installers	 + OJT	50	17.4%	\$36,620	\$53,460	\$69,620
Medical and clinical laboratory technicians		40	18.3%	\$39,770	\$44,160	\$48,650
Dental hygienists		40	13.3%	\$63,680	\$69,880	\$76,070
Massage therapists		40	14.5%	\$18,790	\$50,740	\$75,070
Aircraft mechanics and service technicians		40	6.0%	\$55,670	\$68,770	\$78,400
Telecommunications equipment installers and repairers, except line installers	 + OJT	30	20.3%	\$62,150	\$69,410	\$76,200
First-line supervisors of production and operating workers		30	6.6%	\$34,840	\$45,980	\$72,210
Paralegals and legal assistants		20	8.5%	\$36,610	\$47,840	\$60,530

 = some college, no degree

 = post-secondary non-degree award

 = associate's degree

OJT = on-the-job training

PROMISING OCCUPATIONS IN

Hawaii




EDUCATION/
TRAINING
REQUIRED

AVERAGE
ANNUAL
OPENINGS


GROWTH
RATE


2014 ANNUAL WAGE


25th Percentile **Median** 75th Percentile

	EDUCATION/ TRAINING REQUIRED	AVERAGE ANNUAL OPENINGS	GROWTH RATE	2014 ANNUAL WAGE		
				25th Percentile	Median	75th Percentile
Radiologic technologists		30	13.6%	\$59,680	\$69,250	\$77,620
Phlebotomists		20	15.5%	\$29,940	\$34,500	\$38,700
Electrical and electronics engineering technicians		10	2.8%	\$56,670	\$67,780	\$80,390

 = some college, no degree

 = post-secondary non-degree award

 = associate's degree

 = on-the-job training