

PROMISING OCCUPATIONS IN
Indiana


EDUCATION/
TRAINING
REQUIRED


AVERAGE
ANNUAL
OPENINGS


GROWTH
RATE


2014 ANNUAL WAGE

25th Percentile Median 75th Percentile

Registered nurses		2,200	17.7%		\$47,660	\$57,770	\$69,660
Nursing assistants		1,190	18.8%	\$20,480	\$23,040	\$26,940	
Heavy and tractor-trailer truck drivers	 + OJT	1,190	10.3%		\$32,520	\$39,380	\$50,590
Licensed practical and licensed vocational nurses		890	22.1%		\$35,310	\$40,420	\$45,700
Teacher assistants		830	11.2%	\$18,450	\$21,750	\$25,900	
Medical assistants		610	28.8%	\$25,080	\$28,460	\$33,190	
First-line supervisors of production and operating workers		450	6.4%		\$41,560	\$53,070	\$67,130
Dental assistants		320	34.0%		\$31,240	\$35,390	\$40,710
Emergency medical technicians and paramedics		290	21.0%	\$22,840	\$29,180	\$37,260	
Dental hygienists		290	34.7%		\$57,040	\$67,130	\$74,410
Firefighters	 + OJT	270	7.1%		\$38,450	\$46,860	\$54,640
Preschool teachers, except special education		220	22.5%	\$20,470	\$24,030	\$30,150	
Medical records and health information technicians		220	22.6%		\$26,650	\$32,920	\$41,590
Hairdressers, hairstylists, and cosmetologists		200	5.1%	\$18,040	\$22,430	\$31,130	
Heating, air conditioning, and refrigeration mechanics and installers	 + OJT	200	16.8%		\$33,610	\$42,560	\$55,650
Computer user support specialists	 + OJT	190	11.3%		\$33,490	\$42,230	\$55,710
Medical and clinical laboratory technicians		170	23.6%		\$28,180	\$34,300	\$42,920
Radiologic technologists		140	19.0%		\$44,020	\$52,400	\$62,390
Paralegals and legal assistants		130	15.9%		\$31,980	\$39,390	\$50,330
Respiratory therapists		100	15.3%		\$45,530	\$53,040	\$60,150

 = some college, no degree

 = post-secondary non-degree award

 = associate's degree

OJT = on-the-job training