

PROMISING OCCUPATIONS IN

Maine
















EDUCATION/
TRAINING
REQUIRED


AVERAGE
ANNUAL
OPENINGS


GROWTH
RATE


2014 ANNUAL WAGE

25th Percentile **Median** 75th Percentile

Occupation	Education/Training Required	Average Annual Openings	Growth Rate	25th Percentile	Median	75th Percentile
Registered nurses		460	11.8%	\$52,900	\$61,960	\$73,510
Nursing assistants		270	10.4%	\$21,180	\$24,010	\$28,220
Hairdressers, hairstylists, and cosmetologists		130	6.7%	\$18,650	\$22,200	\$29,700
Medical assistants		90	11.9%	\$26,790	\$30,550	\$35,790
Emergency medical technicians and paramedics		70	11.7%	\$25,140	\$31,620	\$38,730
Licensed practical and licensed vocational nurses		60	14.8%	\$36,980	\$42,260	\$46,470
Dental hygienists		50	18.0%	\$55,400	\$63,810	\$73,170
Computer user support specialists	 + OJT	40	8.5%	\$35,010	\$43,660	\$53,270
Preschool teachers, except special education		40	2.0%	\$23,130	\$27,750	\$33,190
Medical records and health information technicians		40	12.3%	\$27,850	\$33,480	\$40,530
Dental assistants		40	11.0%	\$32,130	\$37,160	\$44,180
Paralegals and legal assistants		30	9.4%	\$35,610	\$43,100	\$52,580
Radiologic technologists		30	13.2%	\$47,120	\$55,950	\$65,880
Veterinary technologists and technicians		20	19.0%	\$28,120	\$33,640	\$37,620
Telecommunications equipment installers and repairers, except line installers	 + OJT	10	0.4%	\$36,870	\$48,940	\$64,810

 = some college, no degree

 = post-secondary non-degree award

 = associate's degree

OJT = on-the-job training