

PROMISING OCCUPATIONS IN

# Maryland




















EDUCATION/  
TRAINING  
REQUIRED


AVERAGE  
ANNUAL  
OPENINGS


GROWTH  
RATE


## 2014 ANNUAL WAGE

25th Percentile Median 75th Percentile

Occupation	Education/Training Required	Average Annual Openings	Growth Rate	25th Percentile	Median	75th Percentile
Registered nurses		1,560	12.9%	\$60,220	<b>\$71,350</b>	\$84,590
Nursing assistants		880	10.7%	\$23,520	<b>\$27,560</b>	\$32,220
Teacher assistants		530	5.5%	\$20,190	<b>\$25,240</b>	\$31,840
Hairdressers, hairstylists, and cosmetologists		530	7.9%	\$18,390	<b>\$23,610</b>	\$35,340
Computer user support specialists	 + <b>OJT</b>	470	21.1%	\$39,220	<b>\$50,530</b>	\$64,710
Licensed practical and licensed vocational nurses		460	11.7%	\$43,160	<b>\$50,030</b>	\$57,710
Heavy and tractor-trailer truck drivers	 + <b>OJT</b>	430	4.3%	\$33,540	<b>\$41,400</b>	\$49,410
Medical assistants		250	6.4%	\$26,990	<b>\$31,980</b>	\$36,950
Preschool teachers, except special education		220	3.3%	\$23,040	<b>\$28,330</b>	\$36,060
Heating, air conditioning, and refrigeration mechanics and installers	 + <b>OJT</b>	220	6.7%	\$40,710	<b>\$51,110</b>	\$61,090
Medical and clinical laboratory technicians		160	17.0%	\$30,370	<b>\$37,000</b>	\$47,290
Emergency medical technicians and paramedics		160	6.9%	\$28,700	<b>\$37,280</b>	\$48,710
Paralegals and legal assistants		150	8.4%	\$40,280	<b>\$51,920</b>	\$61,250
Web developers		130	20.0%	\$41,930	<b>\$66,260</b>	\$99,010
Medical records and health information technicians		130	10.5%	\$33,030	<b>\$43,700</b>	\$56,510
Firefighters	 + <b>OJT</b>	120	5.3%	\$48,310	<b>\$55,420</b>	\$63,870
Computer network support specialists		110	5.3%	\$50,310	<b>\$63,300</b>	\$85,500
Radiologic technologists		110	10.2%	\$52,910	<b>\$62,830</b>	\$73,890
Electrical and electronics engineering technicians		90	3.6%	\$54,360	<b>\$67,360</b>	\$83,180

 = some college, no degree

 = post-secondary non-degree award

 = associate's degree

**OJT** = on-the-job training

PROMISING OCCUPATIONS IN

# Maryland




EDUCATION/  
TRAINING  
REQUIRED

AVERAGE  
ANNUAL  
OPENINGS


GROWTH  
RATE


## 2014 ANNUAL WAGE

25th Percentile **Median** 75th Percentile

Occupation	Education/Training Required	Average Annual Openings	Growth Rate	25th Percentile	Median	75th Percentile
Dental hygienists		90	3.9%	\$73,640	<b>\$84,390</b>	\$93,310
Telecommunications equipment installers and repairers, except line installers	 + OJT	70	11.1%	\$46,560	<b>\$63,500</b>	\$72,560
Computer, automated teller, and office machine repairers		50	2.0%	\$30,490	<b>\$41,030</b>	\$55,450

 = some college, no degree

 = post-secondary non-degree award

 = associate's degree

**OJT** = on-the-job training