

# PROMISING OCCUPATIONS IN Massachusetts







EDUCATION/  
TRAINING  
REQUIRED


AVERAGE  
ANNUAL  
OPENINGS


GROWTH  
RATE


## 2014 ANNUAL WAGE

25th Percentile **Median** 75th Percentile

	EDUCATION/ TRAINING REQUIRED	AVERAGE ANNUAL OPENINGS	GROWTH RATE	25th Percentile	<b>Median</b>	75th Percentile
Registered nurses		2,980	18.5%	\$65,210	<b>\$81,380</b>	\$104,240
Nursing assistants		1,420	17.3%	\$25,710	<b>\$29,170</b>	\$34,440
Teacher assistants		970	7.1%	\$21,830	<b>\$28,350</b>	\$35,500
Hairdressers, hairstylists, and cosmetologists		880	24.2%	\$19,650	<b>\$28,490</b>	\$39,370
Licensed practical and licensed vocational nurses		790	20.3%	\$46,780	<b>\$53,640</b>	\$59,870
Preschool teachers, except special education		680	17.0%	\$26,480	<b>\$32,430</b>	\$41,920
Computer user support specialists	 + <b>OJT</b>	620	19.4%	\$45,780	<b>\$58,430</b>	\$76,110
Heavy and tractor-trailer truck drivers	 + <b>OJT</b>	600	10.6%	\$38,970	<b>\$45,520</b>	\$55,740
Medical assistants		520	18.5%	\$31,190	<b>\$36,000</b>	\$42,950
Firefighters	 + <b>OJT</b>	400	6.7%	\$43,970	<b>\$55,280</b>	\$67,440
Heating, air conditioning, and refrigeration mechanics and installers	 + <b>OJT</b>	350	18.9%	\$43,110	<b>\$55,130</b>	\$67,570
Emergency medical technicians and paramedics		320	18.4%	\$31,050	<b>\$37,900</b>	\$46,680
Medical records and health information technicians		270	18.5%	\$32,560	<b>\$38,970</b>	\$49,130
Medical and clinical laboratory technicians		270	24.0%	\$34,180	<b>\$41,240</b>	\$50,360
Dental hygienists		270	19.9%	\$73,240	<b>\$83,410</b>	\$91,440
Web developers		230	22.6%	\$56,130	<b>\$74,080</b>	\$93,180
Dental assistants		230	12.5%	\$34,630	<b>\$41,480</b>	\$48,000
Paralegals and legal assistants		220	15.4%	\$38,320	<b>\$51,360</b>	\$68,110
Radiologic technologists		180	18.2%	\$56,900	<b>\$69,410</b>	\$83,520
Computer network support specialists		140	11.9%	\$58,880	<b>\$76,700</b>	\$99,670

 = some college, no degree

 = post-secondary non-degree award

 = associate's degree

**OJT** = on-the-job training

PROMISING OCCUPATIONS IN  
**Massachusetts**



EDUCATION/  
TRAINING  
REQUIRED

AVERAGE  
ANNUAL  
OPENINGS


GROWTH  
RATE


2014 ANNUAL WAGE

25th Percentile **Median** 75th Percentile

	EDUCATION/ TRAINING REQUIRED	AVERAGE ANNUAL OPENINGS	GROWTH RATE	2014 ANNUAL WAGE		
				25th Percentile	<b>Median</b>	75th Percentile
Manicurists and pedicurists		80	28.1%	\$19,580	<b>\$22,010</b>	\$24,690
Telecommunications equipment installers and repairers, except line installers	 + <b>OJT</b>	80	3.6%	\$47,960	<b>\$64,610</b>	\$82,940

 = some college, no degree

 = post-secondary non-degree award

 = associate's degree

**OJT** = on-the-job training