

PROMISING OCCUPATIONS IN
Minnesota





















EDUCATION/
TRAINING
REQUIRED


AVERAGE
ANNUAL
OPENINGS


GROWTH
RATE


2014 ANNUAL WAGE

25th Percentile Median 75th Percentile

	EDUCATION/ TRAINING REQUIRED	AVERAGE ANNUAL OPENINGS	GROWTH RATE	25th Percentile	Median	75th Percentile	
Registered nurses		2,030	16.9%		\$57,340	\$71,030	\$86,160
Teacher assistants		880	3.8%	\$23,660	\$29,690	\$36,060	
Nursing assistants		850	9.1%	\$23,050	\$26,990	\$31,510	
Heavy and tractor-trailer truck drivers	 + OJT	830	7.1%	\$34,300	\$41,410	\$49,780	
Licensed practical and licensed vocational nurses		750	18.6%	\$36,280	\$41,760	\$46,980	
Hairdressers, hairstylists, and cosmetologists		450	5.8%	\$18,450	\$22,620	\$30,830	
Medical assistants		330	19.7%	\$29,280	\$34,130	\$38,260	
Preschool teachers, except special education		310	10.1%	\$26,660	\$32,770	\$40,910	
Computer user support specialists	 + OJT	290	11.0%	\$39,070	\$49,080	\$61,870	
Emergency medical technicians and paramedics		190	14.7%	\$28,300	\$36,270	\$46,720	
First-line supervisors of production and operating workers		190	0.2%	\$45,440	\$56,130	\$69,600	
Dental hygienists		170	11.5%		\$64,760	\$71,110	\$77,470
Medical and clinical laboratory technicians		160	23.4%	\$39,170	\$44,860	\$51,800	
Firefighters	 + OJT	160	2.5%	\$22,490	\$28,710	\$39,110	
Medical records and health information technicians		150	16.8%	\$35,670	\$42,410	\$49,260	
Radiologic technologists		130	20.7%	\$53,080	\$62,960	\$72,710	
Dental assistants		130	4.7%	\$37,350	\$42,910	\$47,960	
Paralegals and legal assistants		120	10.4%	\$40,720	\$50,700	\$63,450	
Web developers		70	11.5%	\$46,280	\$62,680	\$85,670	
Computer network support specialists		60	1.7%	\$48,800	\$59,220	\$72,260	

 = some college, no degree

 = post-secondary non-degree award

 = associate's degree

OJT = on-the-job training




EDUCATION/
TRAINING
REQUIRED

AVERAGE
ANNUAL
OPENINGS


GROWTH
RATE


2014 ANNUAL WAGE

25th Percentile **Median** 75th Percentile

	EDUCATION/ TRAINING REQUIRED	AVERAGE ANNUAL OPENINGS	GROWTH RATE	25th Percentile	Median	75th Percentile
Industrial engineering technicians		60	0.5%	\$41,540	\$50,510	\$59,690
Telecommunications equipment installers and repairers, except line installers		60	2.8%	\$37,400	\$58,480	\$69,900
Computer, automated teller, and office machine repairers		50	1.1%	\$28,820	\$38,630	\$48,640

 = some college, no degree

 = post-secondary non-degree award

 = associate's degree

OJT = on-the-job training