

# PROMISING OCCUPATIONS IN Mississippi





















EDUCATION/  
TRAINING  
REQUIRED


AVERAGE  
ANNUAL  
OPENINGS


GROWTH  
RATE


## 2014 ANNUAL WAGE

25th Percentile Median 75th Percentile

Occupation	Education/Training Required	Average Annual Openings	Growth Rate	25th Percentile	Median	75th Percentile
Registered nurses		960	13.2%	\$45,450	<b>\$54,940</b>	\$66,340
Nursing assistants		560	14.4%	\$17,720	<b>\$20,370</b>	\$23,260
Heavy and tractor-trailer truck drivers	 + OJT	550	8.3%	\$28,860	<b>\$36,740</b>	\$46,620
Licensed practical and licensed vocational nurses		470	18.7%	\$31,460	<b>\$35,750</b>	\$40,990
Teacher assistants		360	10.2%	\$16,820	<b>\$18,180</b>	\$19,640
Preschool teachers, except special education		140	15.4%	\$18,910	<b>\$23,400</b>	\$33,480
First-line supervisors of production and operating workers		110	0.8%	\$36,530	<b>\$47,550</b>	\$64,780
Medical and clinical laboratory technicians		100	23.2%	\$27,010	<b>\$34,130</b>	\$39,570
Emergency medical technicians and paramedics		100	21.7%	\$23,880	<b>\$30,150</b>	\$39,740
Dental assistants		90	17.6%	\$25,580	<b>\$29,270</b>	\$36,880
Computer user support specialists	 + OJT	80	17.4%	\$31,000	<b>\$39,450</b>	\$49,540
Medical records and health information technicians		80	14.7%	\$22,220	<b>\$28,090</b>	\$36,700
Medical assistants		80	21.2%	\$22,080	<b>\$26,060</b>	\$30,310
Radiologic technologists		60	14.0%	\$39,420	<b>\$45,900</b>	\$54,960
Firefighters	 + OJT	60	10.2%	\$22,960	<b>\$29,680</b>	\$37,440
Heating, air conditioning, and refrigeration mechanics and installers	 + OJT	60	4.9%	\$24,510	<b>\$33,680</b>	\$44,520
Paralegals and legal assistants		50	14.9%	\$31,540	<b>\$41,030</b>	\$55,550
Library technicians		50	11.8%	\$17,640	<b>\$19,980</b>	\$25,430
Surgical technologists		50	22.2%	\$29,300	<b>\$35,140</b>	\$41,740
Respiratory therapists		40	12.0%	\$41,130	<b>\$47,130</b>	\$54,970

 = some college, no degree

 = post-secondary non-degree award

 = associate's degree

**OJT** = on-the-job training

PROMISING OCCUPATIONS IN

# Mississippi



EDUCATION/  
TRAINING  
REQUIRED


AVERAGE  
ANNUAL  
OPENINGS


GROWTH  
RATE


## 2014 ANNUAL WAGE

25th Percentile **Median** 75th Percentile

				2014 ANNUAL WAGE		
				25th Percentile	<b>Median</b>	75th Percentile
Electrical and electronics engineering technicians		20	1.1%	\$44,040	<b>\$54,290</b>	\$63,640
Telecommunications equipment installers and repairers, except line installers		20	2.6%	\$35,710	<b>\$63,640</b>	\$71,390

 = some college, no degree

 = post-secondary non-degree award

 = associate's degree

**OJT** = on-the-job training