

PROMISING OCCUPATIONS IN  
**Nevada**




















EDUCATION/  
TRAINING  
REQUIRED


AVERAGE  
ANNUAL  
OPENINGS


GROWTH  
RATE


2014 ANNUAL WAGE

25th Percentile Median 75th Percentile

Registered nurses		610	13.9%	\$67,400	<b>\$79,280</b>	\$93,380
Heavy and tractor-trailer truck drivers	 + OJT	320	17.7%	\$38,400	<b>\$46,410</b>	\$55,990
Medical assistants		170	12.6%	\$26,490	<b>\$30,890</b>	\$35,970
Nursing assistants		170	15.4%	\$26,740	<b>\$31,620</b>	\$37,940
Hairdressers, hairstylists, and cosmetologists		150	13.3%	\$18,130	<b>\$22,150</b>	\$27,420
Teacher assistants		140	6.1%	\$25,670	<b>\$30,860</b>	\$36,410
Heating, air conditioning, and refrigeration mechanics and installers	 + OJT	140	38.8%	\$39,890	<b>\$56,460</b>	\$68,990
Preschool teachers, except special education		110	17.1%	\$18,730	<b>\$22,850</b>	\$31,410
Licensed practical and licensed vocational nurses		100	18.9%	\$45,480	<b>\$52,450</b>	\$59,550
Computer user support specialists	 + OJT	90	26.9%	\$35,730	<b>\$45,110</b>	\$58,330
Dental assistants		80	8.0%	\$30,740	<b>\$35,660</b>	\$41,720
Paralegals and legal assistants		70	19.5%	\$40,570	<b>\$47,080</b>	\$58,800
Medical records and health information technicians		70	19.2%	\$29,370	<b>\$36,900</b>	\$48,710
Massage therapists		70	14.4%	\$17,100	<b>\$18,860</b>	\$32,290
First-line supervisors of production and operating workers		70	14.6%	\$40,840	<b>\$55,580</b>	\$79,740
Dental hygienists		60	15.5%	\$79,520	<b>\$89,890</b>	\$102,740
Audio and video equipment technicians	 + OJT	50	15.0%	\$38,950	<b>\$56,480</b>	\$68,830
Firefighters	 + OJT	50	4.7%	\$44,320	<b>\$52,420</b>	\$59,230
Aircraft mechanics and service technicians		50	20.6%	\$45,640	<b>\$62,740</b>	\$76,270

 = some college, no degree

 = post-secondary non-degree award

 = associate's degree

**OJT** = on-the-job training

PROMISING OCCUPATIONS IN

# Nevada

EDUCATION/  
TRAINING  
REQUIRED

AVERAGE  
ANNUAL  
OPENINGS

GROWTH  
RATE

## 2014 ANNUAL WAGE

25th Percentile **Median** 75th Percentile

	EDUCATION/ TRAINING REQUIRED	AVERAGE ANNUAL OPENINGS	GROWTH RATE	25th Percentile	<b>Median</b>	75th Percentile
Radiologic technologists		40	14.2%	\$51,960	<b>\$62,460</b>	\$75,610
Telecommunications equipment installers and repairers, except line installers	+ <b>OJT</b>	30	8.5%	\$56,710	<b>\$66,320</b>	\$72,710

= some college, no degree

= post-secondary non-degree award

= associate's degree

**OJT** = on-the-job training