

PROMISING OCCUPATIONS IN  
**New York**




















EDUCATION/  
TRAINING  
REQUIRED


AVERAGE  
ANNUAL  
OPENINGS


GROWTH  
RATE


2014 ANNUAL WAGE

25th Percentile Median 75th Percentile

	EDUCATION/ TRAINING REQUIRED	AVERAGE ANNUAL OPENINGS	GROWTH RATE	25th Percentile	Median	75th Percentile
Registered nurses		5,630	13.4%	\$61,820	\$75,910	\$92,420
Nursing assistants		3,420	13.7%	\$26,950	\$33,010	\$37,440
Teacher assistants		3,380	4.9%	\$20,500	\$26,510	\$33,620
Licensed practical and licensed vocational nurses		2,250	20.6%	\$37,200	\$45,040	\$54,090
Hairdressers, hairstylists, and cosmetologists		1,450	11.8%	\$18,330	\$21,390	\$31,540
Heavy and tractor-trailer truck drivers	 + OJT	1,420	9.2%	\$33,860	\$43,360	\$57,230
Computer user support specialists	 + OJT	1,210	17.9%	\$39,860	\$52,050	\$68,360
Preschool teachers, except special education		1,030	9.5%	\$25,040	\$34,000	\$53,650
Medical assistants		1,020	26.8%	\$27,060	\$32,780	\$38,550
Paralegals and legal assistants		810	15.8%	\$41,320	\$51,520	\$68,550
Emergency medical technicians and paramedics		760	18.7%	\$28,380	\$37,300	\$49,100
Dental assistants		650	16.2%	\$29,190	\$34,690	\$40,830
Heating, air conditioning, and refrigeration mechanics and installers	 + OJT	530	11.9%	\$38,080	\$51,390	\$68,160
Dental hygienists		480	23.7%	\$57,680	\$68,450	\$81,090
Firefighters	 + OJT	470	1.5%	\$57,660	\$80,150	\$88,750
Web developers		410	26.1%	\$50,780	\$68,800	\$92,470
First-line supervisors of production and operating workers		390	1.4%	\$44,720	\$60,110	\$79,380
Radiologic technologists		370	15.5%	\$54,450	\$66,250	\$76,620
Manicurists and pedicurists		320	18.6%	\$17,540	\$18,440	\$19,380

 = some college, no degree

 = post-secondary non-degree award

 = associate's degree

**OJT** = on-the-job training

PROMISING OCCUPATIONS IN  
**New York**



EDUCATION/  
TRAINING  
REQUIRED


AVERAGE  
ANNUAL  
OPENINGS


GROWTH  
RATE


2014 ANNUAL WAGE

25th Percentile **Median** 75th Percentile

Telecommunications equipment installers and repairers, except line installers	 + <b>OJT</b>	270	4.1%	\$45,480	<b>\$69,640</b>	\$86,420
Computer network support specialists		180	5.1%	\$51,110	<b>\$71,710</b>	\$97,220

 = some college, no degree

 = post-secondary non-degree award

 = associate's degree

**OJT** = on-the-job training