

PROMISING OCCUPATIONS IN North Carolina

EDUCATION/
TRAINING
REQUIRED


AVERAGE
ANNUAL
OPENINGS


GROWTH
RATE


2014 ANNUAL WAGE

25th Percentile Median 75th Percentile

Registered nurses		3,490	20.4%	\$49,910	\$58,930	\$70,090
Nursing assistants		2,480	26.6%	\$19,030	\$22,180	\$25,940
Heavy and tractor-trailer truck drivers	 + OJT	1,520	13.4%	\$29,960	\$37,060	\$46,010
Teacher assistants		1,080	11.5%	\$20,540	\$22,540	\$24,600
Licensed practical and licensed vocational nurses		820	25.3%	\$36,440	\$41,880	\$46,730
Preschool teachers, except special education		730	23.3%	\$20,020	\$24,160	\$30,210
Medical assistants		730	31.8%	\$25,710	\$29,360	\$34,360
Computer user support specialists	 + OJT	660	18.2%	\$36,170	\$46,670	\$59,590
Heating, air conditioning, and refrigeration mechanics and installers	 + OJT	650	31.0%	\$32,430	\$38,770	\$48,090
Dental assistants		580	44.4%	\$32,440	\$37,190	\$44,220
Hairdressers, hairstylists, and cosmetologists		520	13.6%	\$17,820	\$21,550	\$30,690
Dental hygienists		500	55.7%	\$58,290	\$67,470	\$75,170
Emergency medical technicians and paramedics		480	22.0%	\$25,920	\$31,870	\$37,860
Paralegals and legal assistants		440	27.2%	\$32,640	\$40,750	\$51,390
Medical and clinical laboratory technicians		440	32.9%	\$33,640	\$39,780	\$46,920
Firefighters	 + OJT	400	3.9%	\$23,390	\$30,530	\$39,430
Medical records and health information technicians		260	22.3%	\$26,790	\$32,360	\$41,130
Radiologic technologists		250	23.9%	\$44,670	\$54,040	\$63,630
Telecommunications equipment installers and repairers, except line installers	 + OJT	190	14.7%	\$36,590	\$47,970	\$59,960
Phlebotomists		180	31.0%	\$23,860	\$27,850	\$32,640

 = some college, no degree

 = post-secondary non-degree award

 = associate's degree

OJT = on-the-job training

PROMISING OCCUPATIONS IN
North Carolina



EDUCATION/
TRAINING
REQUIRED


AVERAGE
ANNUAL
OPENINGS


GROWTH
RATE


2014 ANNUAL WAGE

25th Percentile **Median** 75th Percentile

				2014 ANNUAL WAGE		
				25th Percentile	Median	75th Percentile
Aircraft mechanics and service technicians		150	11.0%	\$45,100	\$52,800	\$58,820
Computer network support specialists		140	8.1%	\$41,550	\$57,970	\$79,070

 = some college, no degree

 = post-secondary non-degree award

 = associate's degree

OJT = on-the-job training