

PROMISING OCCUPATIONS IN Ohio




















EDUCATION/
TRAINING
REQUIRED


AVERAGE
ANNUAL
OPENINGS


GROWTH
RATE


2014 ANNUAL WAGE

25th Percentile Median 75th Percentile

| | EDUCATION/ TRAINING REQUIRED | AVERAGE ANNUAL OPENINGS | GROWTH RATE | 25th Percentile | Median | 75th Percentile | |
|---|---|-------------------------------|----------------|-----------------|----------|-----------------|----------|
| Registered nurses |  | 4,270 | 15.4% | | \$53,360 | \$61,000 | \$71,720 |
| Nursing assistants |  | 2,370 | 14.3% | \$20,930 | \$23,680 | \$28,170 | |
| Licensed practical and licensed vocational nurses |  | 1,890 | 21.6% | \$35,100 | \$40,380 | \$46,150 | |
| Heavy and tractor-trailer truck drivers |  + OJT | 1,680 | 8.1% | \$32,860 | \$39,860 | \$49,830 | |
| Teacher assistants |  | 1,210 | 9.5% | \$19,550 | \$24,910 | \$30,630 | |
| Hairdressers, hairstylists, and cosmetologists |  | 1,100 | 9.5% | \$18,230 | \$20,950 | \$28,550 | |
| Preschool teachers, except special education |  | 910 | 17.6% | \$19,910 | \$23,420 | \$29,090 | |
| Medical assistants |  | 890 | 20.6% | \$24,610 | \$28,020 | \$32,210 | |
| Computer user support specialists |  + OJT | 630 | 17.8% | \$34,740 | \$43,570 | \$56,230 | |
| Firefighters |  + OJT | 590 | 4.4% | \$27,360 | \$41,060 | \$57,970 | |
| Emergency medical technicians and paramedics |  | 450 | 19.7% | \$23,330 | \$28,310 | \$35,520 | |
| Heating, air conditioning, and refrigeration mechanics and installers |  + OJT | 410 | 20.0% | \$34,610 | \$43,320 | \$53,660 | |
| Dental hygienists |  | 370 | 20.0% | | \$58,090 | \$66,770 | \$73,910 |
| Medical records and health information technicians |  | 340 | 16.4% | \$29,200 | \$35,680 | \$45,110 | |
| Medical and clinical laboratory technicians |  | 320 | 23.4% | \$33,280 | \$40,460 | \$48,680 | |
| Dental assistants |  | 320 | 12.6% | \$29,370 | \$34,980 | \$41,660 | |
| Radiologic technologists |  | 260 | 15.9% | \$45,010 | \$52,870 | \$59,670 | |
| Paralegals and legal assistants |  | 240 | 17.4% | \$33,120 | \$42,910 | \$55,680 | |
| Respiratory therapists |  | 170 | 15.5% | \$46,520 | \$53,330 | \$59,340 | |

 = some college, no degree

 = post-secondary non-degree award

 = associate's degree

OJT = on-the-job training

PROMISING OCCUPATIONS IN

Ohio



EDUCATION/
TRAINING
REQUIRED


AVERAGE
ANNUAL
OPENINGS


GROWTH
RATE


2014 ANNUAL WAGE

25th Percentile **Median** 75th Percentile

| | EDUCATION/ TRAINING REQUIRED | AVERAGE ANNUAL OPENINGS | GROWTH RATE | 2014 ANNUAL WAGE | | |
|---|--|-------------------------------|----------------|------------------|-----------------|-----------------|
| | | | | 25th Percentile | Median | 75th Percentile |
| Telecommunications equipment installers and repairers, except line installers |  + OJT | 150 | 6.4% | \$37,680 | \$51,440 | \$60,400 |
| Computer network support specialists |  | 130 | 3.2% | \$38,940 | \$49,740 | \$66,810 |

 = some college, no degree

 = post-secondary non-degree award

 = associate's degree

OJT = on-the-job training