

PROMISING OCCUPATIONS IN
Oklahoma




















EDUCATION/
TRAINING
REQUIRED


AVERAGE
ANNUAL
OPENINGS


GROWTH
RATE


2014 ANNUAL WAGE

25th Percentile Median 75th Percentile



Occupation	Education/Training Required	Average Annual Openings	Growth Rate	25th Percentile	Median	75th Percentile
Registered nurses		1,180	17.3%	\$48,110	\$57,330	\$67,790
Heavy and tractor-trailer truck drivers	 + OJT	730	11.7%	\$30,930	\$37,930	\$47,380
Nursing assistants		650	13.6%	\$19,270	\$21,800	\$24,320
Licensed practical and licensed vocational nurses		540	13.8%	\$32,940	\$37,570	\$43,800
Teacher assistants		340	6.5%	\$16,970	\$18,500	\$21,470
Medical assistants		290	19.0%	\$23,440	\$27,310	\$30,800
Preschool teachers, except special education		260	12.7%	\$19,890	\$29,400	\$36,780
Computer user support specialists	 + OJT	200	16.9%	\$30,630	\$39,370	\$51,700
Medical records and health information technicians		170	18.6%	\$25,460	\$31,210	\$39,010
Emergency medical technicians and paramedics		160	24.4%	\$23,660	\$28,920	\$35,790
First-line supervisors of production and operating workers		150	4.1%	\$39,970	\$52,970	\$69,370
Dental assistants		140	20.6%	\$25,180	\$30,850	\$37,110
Heating, air conditioning, and refrigeration mechanics and installers	 + OJT	130	16.0%	\$32,820	\$41,680	\$52,550
Dental hygienists		120	30.5%	\$41,420	\$68,130	\$83,390
Firefighters	 + OJT	120	16.8%	\$25,080	\$37,510	\$47,110
Hairdressers, hairstylists, and cosmetologists		120	7.8%	\$17,590	\$20,350	\$25,000
Paralegals and legal assistants		100	18.3%	\$28,110	\$39,870	\$53,560
Medical and clinical laboratory technicians		100	25.2%	\$25,280	\$31,050	\$39,510
Radiologic technologists		90	17.7%	\$41,950	\$49,400	\$59,500

 = some college, no degree

 = post-secondary non-degree award

 = associate's degree

OJT = on-the-job training

	EDUCATION/ TRAINING REQUIRED	AVERAGE ANNUAL OPENINGS	GROWTH RATE	25th Percentile	Median	75th Percentile
Geological and petroleum technicians	 + OJT	40	16.6%	\$43,140	\$58,540	\$75,560
Telecommunications equipment installers and repairers, except line installers	 + OJT	20	0.7%	\$33,730	\$42,500	\$54,420