

PROMISING OCCUPATIONS IN
Puerto Rico















EDUCATION/
TRAINING
REQUIRED


AVERAGE
ANNUAL
OPENINGS


GROWTH
RATE


2014 ANNUAL WAGE

25th Percentile **Median** 75th Percentile

	EDUCATION/ TRAINING REQUIRED	AVERAGE ANNUAL OPENINGS	GROWTH RATE	25th Percentile	Median	75th Percentile
Registered nurses		890	27.4%	\$27,310	\$31,480	\$37,170
Heavy and tractor-trailer truck drivers		250	9.2%	\$16,880	\$18,230	\$19,650
Teaching assistants		200	7.6%	\$16,960	\$18,320	\$19,750
Licensed practical and licensed vocational nurses		180	17.2%	\$17,680	\$20,050	\$24,090
Preschool teachers, except special education		170	18.9%	\$19,920	\$22,840	\$27,440
Computer user support specialists		110	23.2%	\$19,660	\$27,840	\$37,570
Hairdressers, hairstylists, and cosmetologists		100	23.7%	\$17,030	\$18,800	\$22,380
Dental assistants		90	17.6%	\$16,540	\$17,740	\$18,940
Medical records and health information technicians		80	28.7%	\$17,310	\$19,220	\$24,090
Emergency medical technicians and paramedics		70	7.4%	\$17,260	\$19,100	\$23,440
Radiologic technologists		50	27.1%	\$20,110	\$23,510	\$29,040
Heating, air conditioning, and refrigeration mechanics and installers		50	5.8%	\$18,320	\$21,700	\$27,630
Electrical and electronics engineering technicians		40	4.0%	\$27,760	\$38,140	\$48,260
Chemical technicians		20	2.2%	\$22,580	\$30,130	\$38,570

 = some college, no degree

 = post-secondary non-degree award

 = associate's degree

OJT = on-the-job training