

PROMISING OCCUPATIONS IN Rhode Island



















EDUCATION/
TRAINING
REQUIRED


AVERAGE
ANNUAL
OPENINGS


GROWTH
RATE


2014 ANNUAL WAGE

25th Percentile Median 75th Percentile

Occupation	Education/Training Required	Average Annual Openings	Growth Rate	25th Percentile	Median	75th Percentile
Registered nurses		410	13.5%		\$63,930	\$88,410
Nursing assistants		390	22.2%	\$24,610	\$27,740	\$31,120
Teacher assistants		120	3.5%	\$23,170	\$32,540	\$37,860
Hairdressers, hairstylists, and cosmetologists		90	11.4%	\$19,450	\$23,590	\$30,200
Heavy and tractor-trailer truck drivers	 + OJT	80	10.5%	\$33,370	\$39,180	\$48,590
Licensed practical and licensed vocational nurses		60	23.6%		\$46,840	\$59,200
Medical assistants		60	12.5%	\$28,150	\$32,450	\$36,690
Preschool teachers, except special education		50	7.2%	\$25,390	\$29,980	\$38,340
First-line supervisors of production and operating workers		50	6.1%		\$44,960	\$75,290
Computer user support specialists	 + OJT	40	17.4%	\$40,550	\$48,310	\$59,120
Dental hygienists		40	13.4%		\$65,720	\$75,120
Electrical and electronics engineering technicians		30	14.8%		\$52,300	\$80,760
Radiologic technologists		20	11.9%		\$53,520	\$79,780
Medical records and health information technicians		20	12.9%	\$31,000	\$40,040	\$49,100
Emergency medical technicians and paramedics		20	12.1%	\$30,470	\$38,540	\$50,700
Phlebotomists		20	13.2%	\$30,690	\$35,950	\$42,680
Dental assistants		20	6.5%	\$31,860	\$36,160	\$41,550
Heating, air conditioning, and refrigeration mechanics and installers	 + OJT	20	9.0%	\$45,890	\$53,810	\$60,070

 = some college, no degree

 = post-secondary non-degree award

 = associate's degree

OJT = on-the-job training

PROMISING OCCUPATIONS IN
Rhode Island

EDUCATION/
TRAINING
REQUIRED

AVERAGE
ANNUAL
OPENINGS

GROWTH
RATE

2014 ANNUAL WAGE

25th Percentile **Median** 75th Percentile

Telecommunications equipment installers and repairers, except line installers



10

1.7%

\$58,210

\$67,680

\$76,390

Computer, automated teller, and office machine repairers



10

3.6%

\$34,210

\$44,530

\$54,620

= some college, no degree

= post-secondary non-degree award

= associate's degree

OJT = on-the-job training