

PROMISING OCCUPATIONS IN  
**South Carolina**




















EDUCATION/  
TRAINING  
REQUIRED


AVERAGE  
ANNUAL  
OPENINGS


GROWTH  
RATE


2014 ANNUAL WAGE

25th Percentile Median 75th Percentile

Registered nurses		1,670	18.9%	\$48,690	<b>\$58,350</b>	\$69,930
Heavy and tractor-trailer truck drivers		800	18.8%	\$30,640	<b>\$38,640</b>	\$47,550
Nursing assistants		780	22.0%	\$19,280	<b>\$21,960</b>	\$24,810
Licensed practical and licensed vocational nurses		470	23.6%	\$33,510	<b>\$39,000</b>	\$45,140
Teacher assistants		440	9.0%	\$17,670	<b>\$20,010</b>	\$24,290
Medical assistants		380	27.7%	\$24,110	<b>\$28,120</b>	\$33,290
Emergency medical technicians and paramedics		240	20.2%	\$24,820	<b>\$29,740</b>	\$36,890
Computer user support specialists		210	21.4%	\$33,170	<b>\$42,750</b>	\$53,890
Heating, air conditioning, and refrigeration mechanics and installers		210	22.0%	\$31,620	<b>\$38,100</b>	\$46,560
Hairdressers, hairstylists, and cosmetologists		200	14.1%	\$17,510	<b>\$20,000</b>	\$27,580
Preschool teachers, except special education		180	16.7%	\$17,930	<b>\$21,910</b>	\$35,510
Paralegals and legal assistants		160	20.1%	\$33,310	<b>\$40,660</b>	\$49,010
Dental assistants		160	25.7%	\$29,730	<b>\$34,450</b>	\$38,860
Firefighters		160	6.6%	\$26,210	<b>\$32,040</b>	\$38,670
First-line supervisors of production and operating workers		160	0.7%	\$43,530	<b>\$57,870</b>	\$74,080
Dental hygienists		150	34.9%	\$44,900	<b>\$54,020</b>	\$62,310
Medical records and health information technicians		140	23.5%	\$25,960	<b>\$32,590</b>	\$42,490
Radiologic technologists		120	21.0%	\$39,600	<b>\$47,800</b>	\$58,430
Telecommunications equipment installers and repairers, except line installers		70	8.9%	\$35,810	<b>\$48,110</b>	\$64,260

 = some college, no degree

 = post-secondary non-degree award

 = associate's degree

**OJT** = on-the-job training

PROMISING OCCUPATIONS IN  
**South Carolina**



EDUCATION/  
 TRAINING  
 REQUIRED


AVERAGE  
 ANNUAL  
 OPENINGS


GROWTH  
 RATE


2014 ANNUAL WAGE

25th Percentile    **Median**    75th Percentile

	EDUCATION/ TRAINING REQUIRED	AVERAGE ANNUAL OPENINGS	GROWTH RATE	25th Percentile	<b>Median</b>	75th Percentile
Respiratory therapists		60	18.1%	\$44,440	<b>\$52,490</b>	\$60,090
Computer network support specialists		40	4.9%	\$42,600	<b>\$53,850</b>	\$68,950

 = some college, no degree

 = post-secondary non-degree award

 = associate's degree

**OJT** = on-the-job training