

PROMISING OCCUPATIONS IN South Dakota












EDUCATION/
TRAINING
REQUIRED


AVERAGE
ANNUAL
OPENINGS


GROWTH
RATE


2014 ANNUAL WAGE

25th Percentile Median 75th Percentile

Occupation	Education/Training Required	Average Annual Openings	Growth Rate	25th Percentile	Median	75th Percentile
Registered nurses		370	13.1%	\$44,500	\$52,090	\$62,120
Heavy and tractor-trailer truck drivers	 + OJT	190	5.8%	\$30,530	\$36,570	\$46,320
Nursing assistants		180	9.1%	\$20,320	\$22,610	\$25,710
Teacher assistants		110	3.1%	\$19,280	\$21,710	\$24,110
Licensed practical and licensed vocational nurses		80	11.5%	\$30,820	\$34,960	\$39,230
Preschool teachers, except special education		50	15.2%	\$25,540	\$28,680	\$32,940
Hairdressers, hairstylists, and cosmetologists		50	6.5%	\$23,800	\$28,300	\$33,940
Computer user support specialists	 + OJT	40	11.4%	\$31,020	\$36,100	\$42,500
Library technicians		40	4.5%	\$20,460	\$22,940	\$26,870
Medical records and health information technicians		40	12.9%	\$28,070	\$33,600	\$42,120
Emergency medical technicians and paramedics		40	10.9%	\$24,040	\$27,810	\$31,770
Medical assistants		40	16.1%	\$24,460	\$27,570	\$30,680
Heating, air conditioning, and refrigeration mechanics and installers	 + OJT	40	15.1%	\$35,480	\$44,840	\$55,670
Radiologic technologists		30	12.4%	\$38,130	\$45,720	\$54,310
Dental assistants		30	13.0%	\$27,660	\$32,150	\$36,920
First-line supervisors of production and operating workers		30	6.7%	\$45,560	\$54,130	\$62,640
Paralegals and legal assistants		20	20.3%	\$35,330	\$42,310	\$51,110
Surgical technologists		20	24.1%	\$33,190	\$37,650	\$43,860
Dental hygienists		20	21.2%	\$50,270	\$58,910	\$68,300
Firefighters	 + OJT	20	2.2%	\$31,560	\$40,260	\$50,740

 = some college, no degree

 = post-secondary non-degree award

 = associate's degree

OJT = on-the-job training

PROMISING OCCUPATIONS IN South Dakota




EDUCATION/
TRAINING
REQUIRED


AVERAGE
ANNUAL
OPENINGS


GROWTH
RATE


2014 ANNUAL WAGE

25th Percentile **Median** 75th Percentile

Occupation	Education/Training Required	Average Annual Openings	Growth Rate	25th Percentile	Median	75th Percentile
Electrical and electronics repairers, commercial and industrial equipment	 + OJT	20	13.8%	\$33,690	\$41,310	\$48,260
Computer network support specialists		10	3.8%	\$41,190	\$46,700	\$55,590
Telecommunications equipment installers and repairers, except line installers	 + OJT	10	5.4%	\$45,380	\$56,570	\$67,450

 = some college, no degree

 = post-secondary non-degree award

 = associate's degree

OJT = on-the-job training