

PROMISING OCCUPATIONS IN Tennessee










EDUCATION/
TRAINING
REQUIRED


AVERAGE
ANNUAL
OPENINGS


GROWTH
RATE


2014 ANNUAL WAGE

25th Percentile Median 75th Percentile

Occupation	Education/Training Required	Average Annual Openings	Growth Rate	25th Percentile	Median	75th Percentile
Registered nurses		1,880	14.0%	\$47,970	\$56,370	\$65,830
Heavy and tractor-trailer truck drivers	 + OJT	1,790	14.8%	\$30,350	\$38,680	\$48,860
Nursing assistants		1,030	14.1%	\$19,320	\$22,270	\$25,950
Licensed practical and licensed vocational nurses		990	19.0%	\$32,060	\$36,000	\$40,840
Teacher assistants		770	14.1%	\$17,480	\$19,600	\$24,480
Medical assistants		640	28.3%	\$24,300	\$28,050	\$32,890
Preschool teachers, except special education		490	21.9%	\$18,350	\$23,770	\$39,840
Emergency medical technicians and paramedics		410	23.7%	\$24,380	\$30,120	\$37,720
Hairdressers, hairstylists, and cosmetologists		410	19.3%	\$18,520	\$23,630	\$32,550
Paralegals and legal assistants		310	48.7%	\$38,420	\$47,910	\$59,460
Medical and clinical laboratory technicians		310	20.6%	\$27,830	\$34,960	\$43,790
First-line supervisors of production and operating workers		260	2.5%	\$38,670	\$50,340	\$65,020
Computer user support specialists	 + OJT	250	20.9%	\$33,560	\$42,340	\$53,420
Dental assistants		230	20.6%	\$28,700	\$34,600	\$40,440
Heating, air conditioning, and refrigeration mechanics and installers	 + OJT	220	14.1%	\$30,540	\$38,950	\$50,660
Medical records and health information technicians		200	23.2%	\$25,460	\$30,960	\$38,840
Dental hygienists		190	28.6%	\$55,660	\$66,230	\$73,620
Firefighters	 + OJT	190	12.0%	\$29,800	\$37,470	\$48,310
Radiologic technologists		180	17.1%	\$40,480	\$48,850	\$58,110

 = some college, no degree

 = post-secondary non-degree award

 = associate's degree

OJT = on-the-job training

PROMISING OCCUPATIONS IN

Tennessee





EDUCATION/
TRAINING
REQUIRED

AVERAGE
ANNUAL
OPENINGS


GROWTH
RATE


2014 ANNUAL WAGE

25th Percentile **Median** 75th Percentile

Occupation	Education/Training Required	Average Annual Openings	Growth Rate	25th Percentile	Median	75th Percentile
Telecommunications equipment installers and repairers, except line installers	 + OJT	180	21.7%	\$29,420	\$39,820	\$65,470
Surgical technologists		110	26.2%	\$32,800	\$37,470	\$44,200
Respiratory therapists		90	11.3%	\$42,420	\$48,170	\$56,280
Computer network support specialists		60	9.4%	\$45,230	\$56,120	\$71,380

 = some college, no degree

 = post-secondary non-degree award

 = associate's degree

OJT = on-the-job training