

PROMISING OCCUPATIONS IN Texas




















EDUCATION/
TRAINING
REQUIRED


AVERAGE
ANNUAL
OPENINGS


GROWTH
RATE


2014 ANNUAL WAGE

25th Percentile Median 75th Percentile

Occupation	Education/Training Required	Average Annual Openings	Growth Rate	25th Percentile	Median	75th Percentile
Registered nurses		9,040	28.2%	\$56,430	\$67,570	\$79,370
Heavy and tractor-trailer truck drivers	 + OJT	6,300	22.9%	\$29,660	\$37,380	\$47,830
Nursing assistants		4,140	28.2%	\$20,130	\$23,090	\$27,600
Licensed practical and licensed vocational nurses		3,740	27.6%	\$37,940	\$43,950	\$50,150
Teacher assistants		3,350	20.4%	\$17,650	\$19,870	\$24,110
Medical assistants		2,630	31.8%	\$22,940	\$27,680	\$33,380
Computer user support specialists	 + OJT	2,160	26.9%	\$34,920	\$46,450	\$61,680
Hairdressers, hairstylists, and cosmetologists		1,460	19.6%	\$18,020	\$21,860	\$30,910
First-line supervisors of production and operating workers		1,400	15.1%	\$42,840	\$59,670	\$80,930
Preschool teachers, except special education		1,220	22.5%	\$22,320	\$31,800	\$47,190
Firefighters	 + OJT	1,180	18.4%	\$35,090	\$45,830	\$57,410
Heating, air conditioning, and refrigeration mechanics and installers	 + OJT	1,110	21.5%	\$32,990	\$39,930	\$50,330
Dental assistants		980	21.4%	\$27,360	\$33,580	\$39,250
Medical records and health information technicians		920	29.6%	\$25,860	\$33,790	\$46,780
Paralegals and legal assistants		910	29.8%	\$36,900	\$47,810	\$63,370
Emergency medical technicians and paramedics		830	28.7%	\$26,110	\$33,170	\$42,470
Telecommunications equipment installers and repairers, except line installers	 + OJT	710	23.3%	\$36,550	\$46,790	\$61,810
Dental hygienists		680	29.4%	\$64,900	\$72,070	\$80,230
Radiologic technologists		600	30.4%	\$44,000	\$54,160	\$64,150

 = some college, no degree

 = post-secondary non-degree award

 = associate's degree

OJT = on-the-job training

PROMISING OCCUPATIONS IN
Texas







EDUCATION/
TRAINING
REQUIRED


AVERAGE
ANNUAL
OPENINGS


GROWTH
RATE


2014 ANNUAL WAGE

25th Percentile **Median** 75th Percentile

	EDUCATION/ TRAINING REQUIRED	AVERAGE ANNUAL OPENINGS	GROWTH RATE	25th Percentile	Median	75th Percentile
Aircraft mechanics and service technicians		570	16.6%	\$45,620	\$55,030	\$65,380
Electrical and electronics engineering technicians		560	17.6%	\$46,200	\$60,540	\$75,760
Computer network support specialists		520	13.6%	\$48,660	\$65,790	\$84,140
Computer, automated teller, and office machine repairers		460	11.3%	\$23,900	\$33,130	\$42,990
Civil engineering technicians		280	4.5%	\$35,160	\$41,550	\$51,760
Architectural and civil drafters		210	6.0%	\$38,580	\$48,350	\$60,230

 = some college, no degree

 = post-secondary non-degree award

 = associate's degree

OJT = on-the-job training