

PROMISING OCCUPATIONS IN Vermont





















EDUCATION/
TRAINING
REQUIRED


AVERAGE
ANNUAL
OPENINGS


GROWTH
RATE


2014 ANNUAL WAGE

25th Percentile Median 75th Percentile

	EDUCATION/ TRAINING REQUIRED	AVERAGE ANNUAL OPENINGS	GROWTH RATE	25th Percentile	Median	75th Percentile
Registered nurses		230	16.3%	\$53,420	\$60,960	\$74,530
Nursing assistants		110	15.5%	\$22,890	\$26,440	\$29,700
Heavy and tractor-trailer truck drivers	 + OJT	100	4.4%	\$32,920	\$38,960	\$49,740
Hairdressers, hairstylists, and cosmetologists		80	12.0%	\$19,410	\$24,360	\$33,860
Licensed practical and licensed vocational nurses		60	16.8%	\$39,110	\$44,060	\$48,980
Computer user support specialists	 + OJT	50	13.7%	\$37,350	\$46,670	\$58,490
Preschool teachers, except special education		40	9.3%	\$25,160	\$28,670	\$34,760
Emergency medical technicians and paramedics		30	19.4%	\$25,790	\$30,450	\$35,870
First-line supervisors of production and operating workers		30	3.0%	\$42,410	\$55,830	\$71,080
Web developers		20	18.4%	\$46,200	\$64,620	\$77,200
Paralegals and legal assistants		20	9.6%	\$37,670	\$44,350	\$53,070
Library technicians		20	6.4%	\$25,400	\$28,830	\$35,520
Medical records and health information technicians		20	18.4%	\$30,950	\$38,490	\$46,390
Dental hygienists		20	18.6%	\$55,030	\$63,080	\$71,210
Massage therapists		20	7.5%	\$32,270	\$52,300	\$67,610
Dental assistants		20	11.5%	\$32,850	\$38,060	\$44,930
Medical assistants		20	16.1%	\$28,490	\$33,170	\$37,710
Heating, air conditioning, and refrigeration mechanics and installers	 + OJT	20	2.8%	\$40,020	\$46,260	\$54,620
Computer network support specialists		10	1.4%	\$40,960	\$52,700	\$66,550
Civil engineering technicians		10	0.3%	\$41,500	\$49,990	\$59,820

 = some college, no degree

 = post-secondary non-degree award

 = associate's degree

OJT = on-the-job training

PROMISING OCCUPATIONS IN
Vermont



EDUCATION/
TRAINING
REQUIRED


AVERAGE
ANNUAL
OPENINGS


GROWTH
RATE


2014 ANNUAL WAGE

25th Percentile Median 75th Percentile

	EDUCATION/ TRAINING REQUIRED	AVERAGE ANNUAL OPENINGS	GROWTH RATE	25th Percentile	Median	75th Percentile
Veterinary technologists and technicians		10	18.6%	\$28,460	\$32,510	\$37,300
Telecommunications equipment installers and repairers, except line installers	 + OJT	10	2.5%		\$55,200	\$65,440 \$72,180

 = some college, no degree

 = post-secondary non-degree award

 = associate's degree

OJT = on-the-job training