

PROMISING OCCUPATIONS IN

Wyoming





















EDUCATION/
TRAINING
REQUIRED


AVERAGE
ANNUAL
OPENINGS


GROWTH
RATE


2014 ANNUAL WAGE

25th Percentile Median 75th Percentile

Occupation	Education/Training Required	Average Annual Openings	Growth Rate	25th Percentile	Median	75th Percentile
Heavy and tractor-trailer truck drivers	 + OJT	200	11.6%	\$38,120	\$46,300	\$58,040
Registered nurses		180	18.6%	\$52,000	\$59,650	\$70,270
Nursing assistants		120	16.2%	\$24,200	\$27,310	\$30,220
Teacher assistants		110	9.2%	\$22,850	\$27,850	\$32,890
Library technicians		30	11.0%	\$26,920	\$31,130	\$36,530
Licensed practical and licensed vocational nurses		30	16.4%	\$38,010	\$43,390	\$48,360
Emergency medical technicians and paramedics		30	17.7%	\$24,400	\$32,610	\$38,370
Medical assistants		30	20.9%	\$26,120	\$30,490	\$35,470
Heating, air conditioning, and refrigeration mechanics and installers	 + OJT	30	25.7%	\$33,540	\$43,700	\$55,120
First-line supervisors of production and operating workers		30	5.7%	\$54,030	\$77,010	\$96,430
Computer user support specialists	 + OJT	20	18.8%	\$38,860	\$45,910	\$54,630
Paralegals and legal assistants		20	18.6%	\$36,370	\$45,160	\$50,920
Preschool teachers, except special education		20	14.1%	\$21,000	\$26,200	\$34,720
Dental hygienists		20	24.0%	\$58,250	\$66,990	\$75,380
Dental assistants		20	16.1%	\$27,980	\$32,980	\$38,740
Hairdressers, hairstylists, and cosmetologists		20	4.5%	\$21,250	\$26,650	\$36,000
Engineering technicians, except drafters, all other		10	4.6%	\$57,060	\$67,160	\$73,420
Civil engineering technicians		10	1.2%	\$35,710	\$42,070	\$50,610
Geological and petroleum technicians	 + OJT	10	8.0%	\$40,070	\$58,000	\$75,500
Chemical technicians	 + OJT	10	19.9%	\$31,150	\$41,810	\$62,740

 = some college, no degree

 = post-secondary non-degree award

 = associate's degree

OJT = on-the-job training

PROMISING OCCUPATIONS IN

Wyoming







EDUCATION/
TRAINING
REQUIRED

AVERAGE
ANNUAL
OPENINGS


GROWTH
RATE


2014 ANNUAL WAGE

25th Percentile **Median** 75th Percentile

Occupation	Education/Training Required	Average Annual Openings	Growth Rate	25th Percentile	Median	75th Percentile
Radiologic technologists		10	19.2%	\$43,720	\$50,980	\$59,690
Medical records and health information technicians		10	18.4%	\$29,610	\$35,770	\$44,950
Phlebotomists		10	22.6%	\$25,850	\$29,460	\$34,880
Firefighters	 + OJT	10	9.2%	\$21,940	\$41,340	\$48,530
Telecommunications equipment installers and repairers, except line installers	 + OJT	10	2.0%	\$39,550	\$54,250	\$67,730
Architectural and civil drafters		<5	1.1%	\$33,680	\$42,730	\$52,490

 = some college, no degree

 = post-secondary non-degree award

 = associate's degree

OJT = on-the-job training