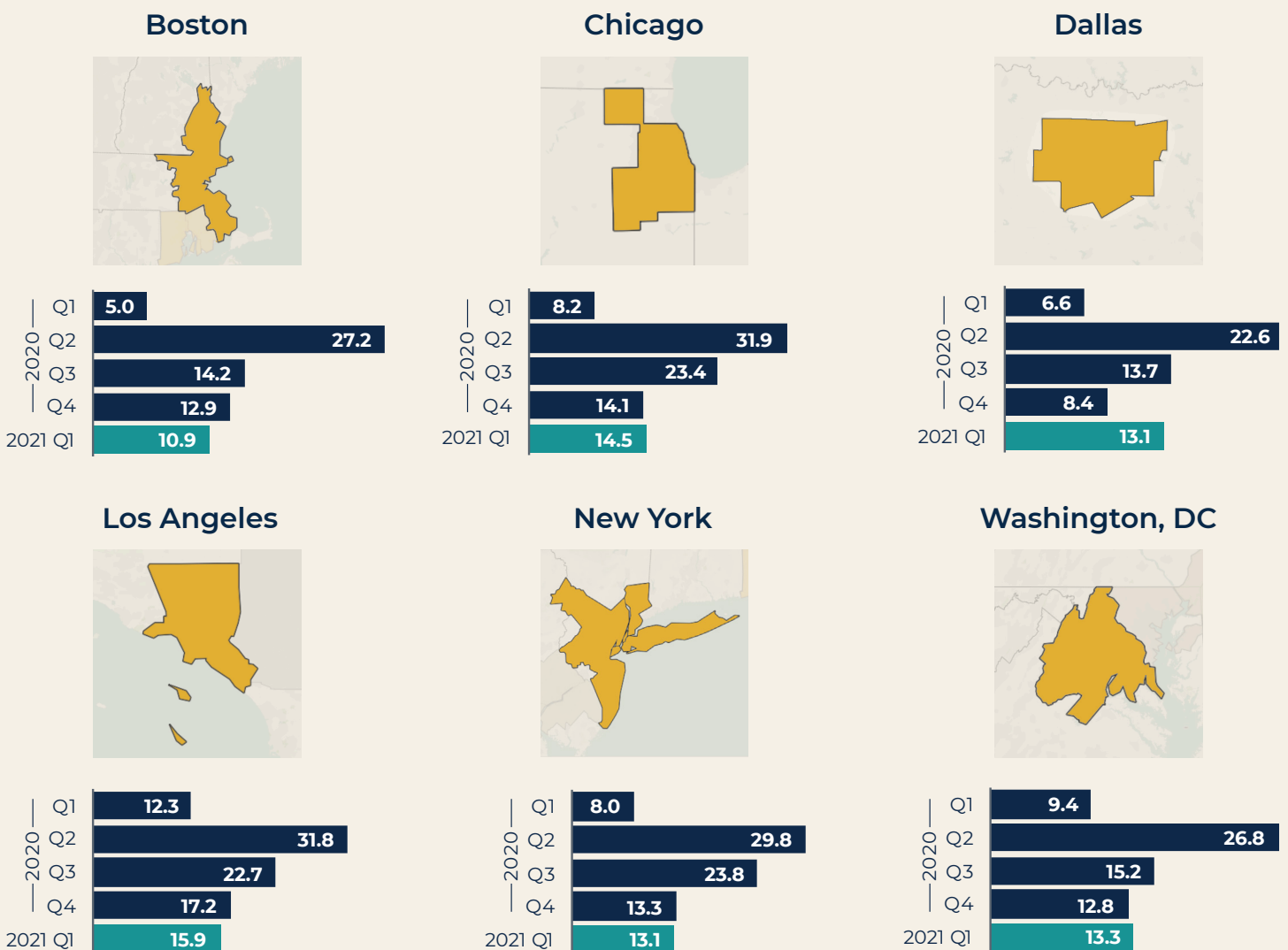




# Quarterly Youth Unemployment Rates (%) in Large Metro Areas, 2020–2021

- Quarterly youth unemployment data from six large metro areas—Boston, Chicago, Dallas, Los Angeles, New York, and Washington, DC—show that youth unemployment increased rapidly in the second quarter of 2020, particularly in Chicago, Los Angeles, and New York, where it reached or exceeded 30 percent.
- Following the spike in spring 2020, youth unemployment rates in the fall declined faster in Boston and Washington, DC, than in other areas, where rates gradually declined toward pre-pandemic levels over the third and fourth quarters.
- In 2021 youth unemployment rates varied, as Boston, Los Angeles, and New York continued in a downward trend toward economic recovery, and rates began to increase in Chicago, Dallas, and Washington, DC. Compared to the same time last year, youth unemployment rates were higher across all large metros areas shown below, particularly in Boston, Chicago, and Dallas.



 [Explore the interactive dataviz](#)
 [Download the data](#)

**Source:** Mathematica estimates based on the monthly Current Population Survey and using the Bureau of Labor Statistics' definition of unemployed and civil labor force.  
**Note:** Youth are defined as those ages 16-24.