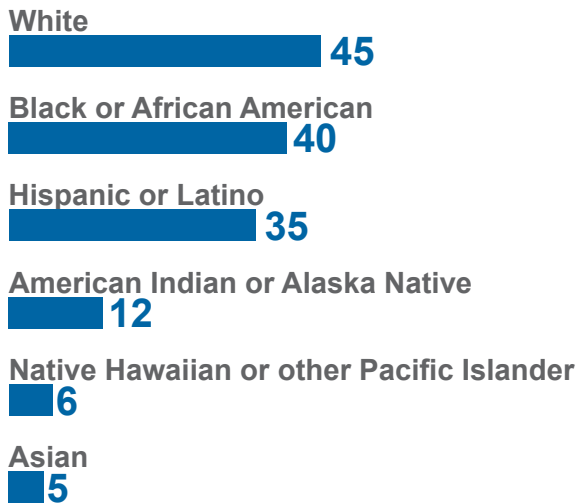


Youth Participants' Characteristics and Outcomes

Findings based on Performance Measures reported by State, Tribal, and Competitive PREP grantees

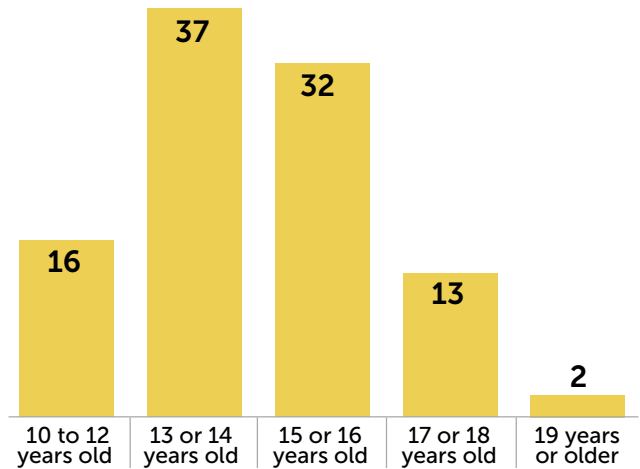
PREP programs serve a diverse population

Racial and ethnic composition of youth (percentage)



Note: Percentages sum to more than 100 percent because youth could select more than one race or ethnicity.

Age distribution of youth (percentage)

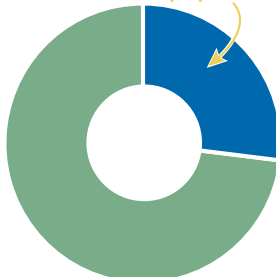


Grade reflects a similar distribution, with most participants between 7th and 10th grades.

27 percent of PREP programs served mostly highly vulnerable youth,

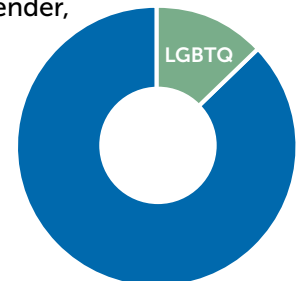
including those in foster care; homeless or runaways; living with HIV/AIDS; pregnant or parenting; identified as LGBTQ; involved in adjudication systems; in residential treatment for mental health issues; or had trouble speaking or understanding English.

Programs mostly serving a highly vulnerable population



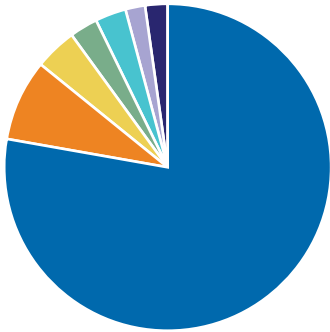
At program entry, 13 percent of youth

identified as lesbian, gay, bisexual, transgender, or something other than straight.



Source: Entry surveys completed by PREP participants.

PREP programs operate primarily through schools.



Community-based organizations: **8%**
 Juvenile detention centers: **4%**
 Schools, after school: **3%**
 Foster care settings: **3%**
 Clinics: **2%**
 Other settings: **2%**
 Schools, during school hours: **78%**

For out-of-school-time programs
(in which participation is generally not mandatory),
74 percent of youth completed at least 75 percent of the intended program dosage

Youth report positive outcomes as a result of their participation in PREP programs.

72 percent of youth reported that participation in PREP made them more prepared for adulthood.^a

This percentage is computed as the average across 10 items that align with the three most frequently implemented adulthood preparation subjects. For each item, we first calculated the percentage of respondents who answered that the program had made them "much more likely" or "somewhat more likely" to exhibit the positive behavior. The percentage of youth who perceived that the PREP program made them feel more prepared for adulthood is the average across the 10 individual percentages.

^aThis percentage has been revised since the February 2017 Fact Sheet.

Sexual behavior intentions for the next six months (percentage of youth)

More likely to use a condom
(among those indicating they might have sex) **77**

More likely to use birth control
(among those indicating they might have sex) **69**

Less likely to have sexual intercourse **62**

Perceptions of program quality (percentage of youth)

Felt respected as people during the program **87**

Material presented was clear **85**

Discussions or activities helped them learn program lessons **84**

Had a chance to ask questions **75**

Programming was interesting **71**

This is the second brief in a series. The first **PREP FACT SHEET** contains background information on PREP. For more information on PREP performance measures and emerging findings about the PREP programs, see <http://www.prepeval.com/>.

Source: 2014–2015 PREP participant entry and exit survey and attendance, reach, and dosage data reported by SPREP, TPREP, and CPREP grantees.

Contract Number: HHSP23320110011YC

This brief is in the public domain. Permission to reproduce is not necessary. Suggested citation: Hulseley, Lara, Susan Zief, and Lauren Murphy (2018). "Personal Responsibility Education Program (PREP) Performance Indicators: Youth Participants' Characteristics and Outcomes." OPRE Report # 2018-22. Washington, DC: Office of Planning, Research and Evaluation, Administration for Children and Families, U.S. Department of Health and Human Services.

The views expressed in this publication do not necessarily reflect the views or policies of the Office of Planning, Research and Evaluation, Family and Youth Services Bureau, the Administration for Children and Families, or the U.S. Department of Health and Human Services.

This report and other reports sponsored by the Office of Planning, Research and Evaluation are available at <http://www.acf.hhs.gov/programs/opre>.