
The CHIPRA Quality Demonstration Grant Program

Overview of State Projects and the National Evaluation

Henry T. Ireys, Ph.D.

Senior Fellow, Mathematica Policy Research

Director, National Evaluation of the CHIPRA Quality Demonstration Grant Program

Agenda

- Welcome and Introductions
- Overview of CHIPRA Quality Demonstration Grant Program
 - Opportunities for Shared Learning with Medicaid/CHIP Programs
- Discussion of State Demonstration Projects
 - Goals
 - Features
 - Lessons Learned
- National Program Evaluation
- Questions

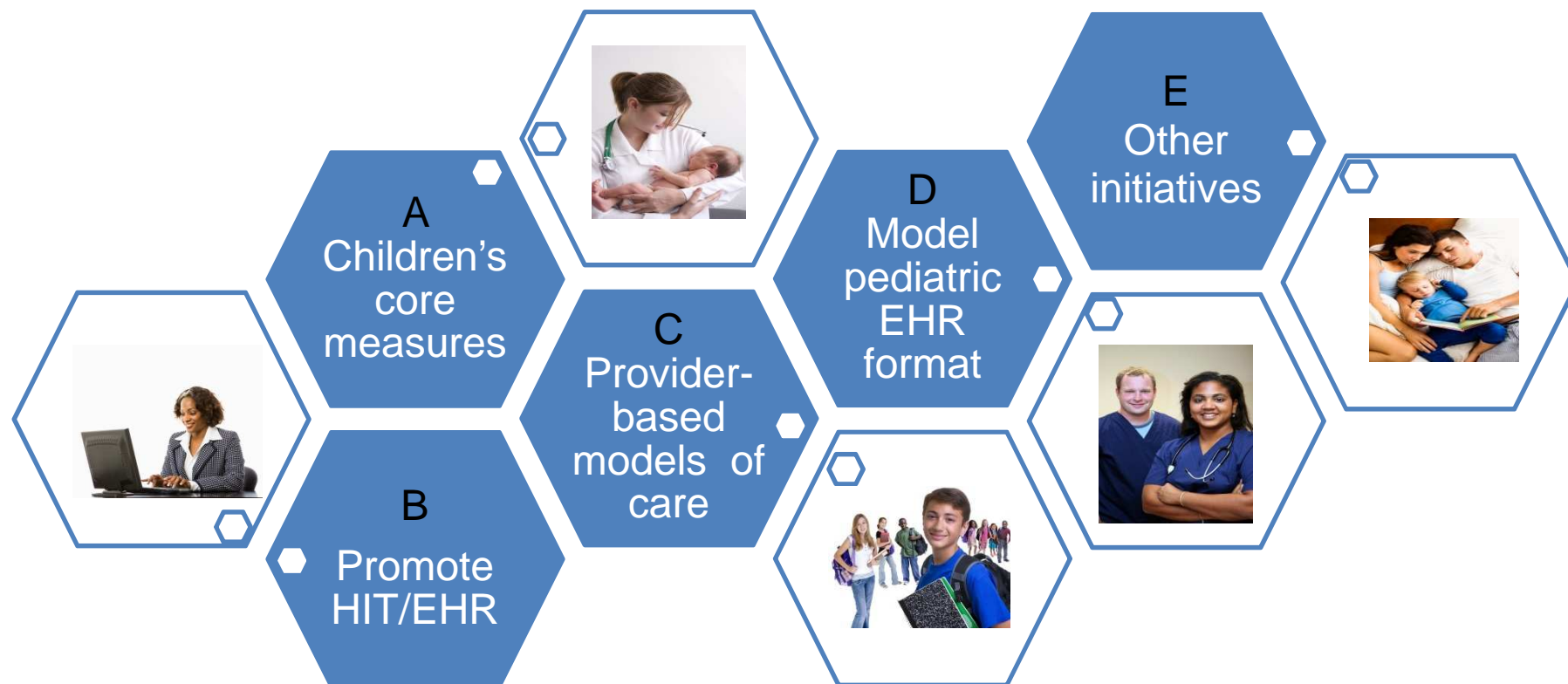
CHIPRA Quality Demonstration Grant Program Webinar Series

- CMS-sponsored series of five webinars designed to share findings and lessons learned from the CHIPRA Quality Demonstration Grants:
 1. August 14 - Understanding the CHIPRA Quality Demonstrations
 2. August 20 - Patient-Centered Medical Home
 3. September 12 - Stakeholder Engagement
 4. September 25 - Improving Behavioral Health Care Quality
 5. October 15 - Health Information Technology
- Open to all interested parties
- Dates/times posted on: <http://www.medicaid.gov/Medicaid-CHIP-Program-Information/By-Topics/Quality-of-Care/Quality-of-Care.html>

CHIPRA Quality Demonstration Grant Program

- Congressionally mandated program
- \$100 million in funding
- Goals
 - Evaluate promising ideas
 - Identify strategies that can drive improvements
 - Multi-state collaborations encouraged

Solicitation Requested Demonstration Projects in Any of Five Categories



Demonstration Grantees and States by Grant Category

States	A	B	C	D	E
Oregon*	x	x	x		
Alaska	x	x	x		
West Virginia	x	x	x		
Maryland*			x		
Georgia			x		
Wyoming		x	x		x
Utah*		x	x		x
Idaho		x	x		x
Florida*	x	x	x		x
Illinois	x	x	x		x
Maine*	x	x, x	x		
Vermont		x	x		x
Colorado*			x		x
New Mexico			x		
Massachusetts*	x		x		x
South Carolina*	x	x	x		
Pennsylvania*	x	x		x	
North Carolina*	x		x	x	

*Indicates lead demonstration grantee state in a multi-state collaborative.

CHIPRA Quality Demonstrations
Strengthening the Quality of Children's Health Care

What State Medicaid/CHIP Programs Can Learn from CHIPRA Quality Demonstrations

Creating effective medical homes

Setting up primary care networks in underserved areas

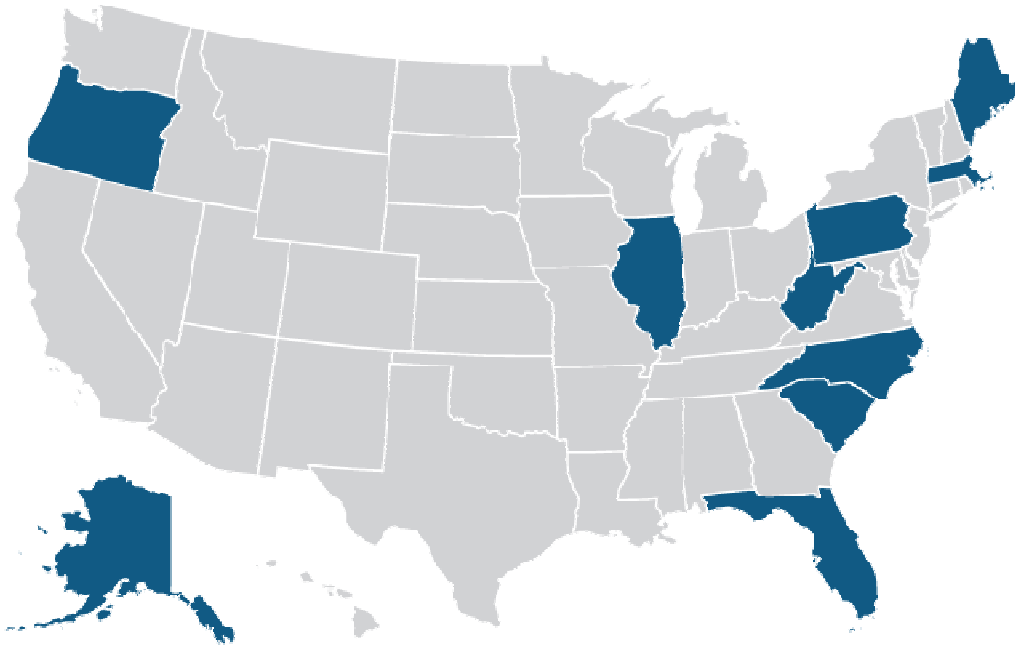
Serving high need high cost populations

Using quality measures in networks and practices

Screening for preventable high risk conditions

Using claims data to assess quality of care

Category A States



- 10 states
- Collect, test, and report Child Core Measures
- Use core measures for Quality Improvement (QI)

Category A

CMS Core Set of Quality Measures for Children

- States' goals
 - Collect, test, and report core measures
 - Test measures for different levels of reporting: state, network, provider
 - Developing, testing additional measures
 - Extending quality measurement to new groups: children with special health care needs, racial/ethnic minorities
 - Develop, extend data warehouse
 - Use core measures for QI
 - Plan-Do-Study-Act cycles
 - Performance incentives
 - Reports for policymakers, plans, providers, families

Category A Lessons Learned to Date

State-Level Challenges

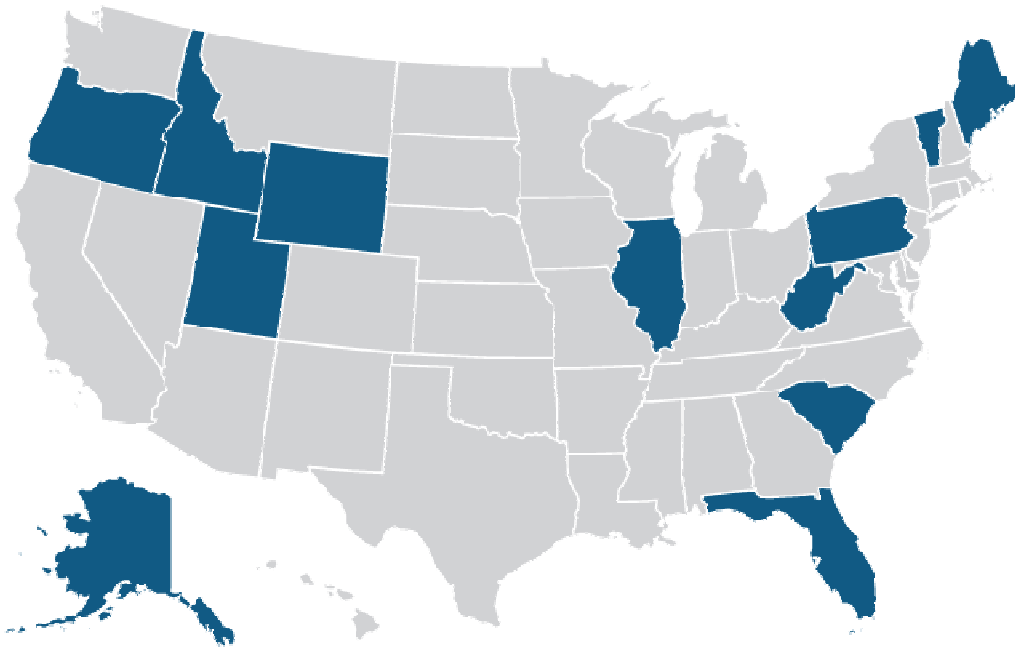
- Evaluation Highlight #5: How are CHIPRA demonstration states putting quality measures to work?
 - Financial incentives to promote collection and use of measures
 - Customized technical assistance
 - Common report: Lower-than-expected baseline performance

Category A Lessons Learned to Date

Practice-Level Challenges

- Evaluation Highlight #1: How are CHIPRA demonstration states approaching practice-level quality measurement and what are they learning?
 - Close partnering with providers is critical
 - Adapting measures for practice-level reporting is resource-intensive
 - Data collection: Hindered by limitations in current technology

Category B States



- 12 states
- Promote Health Information Technology (HIT)/Electronic Health Record (EHR) applications for QI
- Build on other ongoing HIT programs

Category B

Promote HIT/EHR

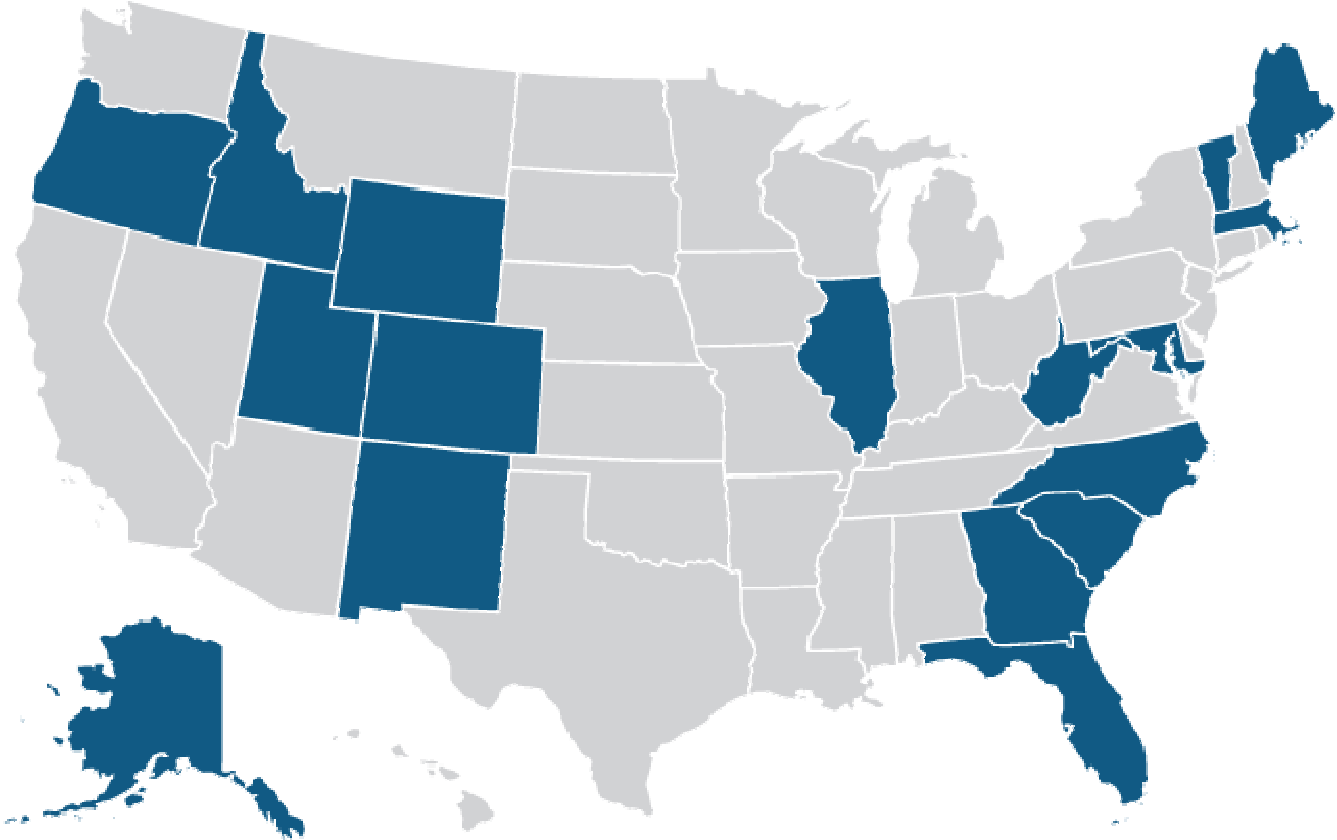
- States' goals
 - Supporting child health database, warehouse
 - Linking databases
 - Promoting EHR adoption
 - Electronic reporting
 - Increasing access to data
- Slow progress due to a broad range of technical challenges

Example of Category B Project

- Pennsylvania's focus: Screening for high-risk conditions
 - Testing electronic screening for developmental delay
 - 22 practice sites, multiple networks
 - Linked referral to early intervention program
- Preparing information on program impact, release scheduled for mid-2014

Questions?

Category C States



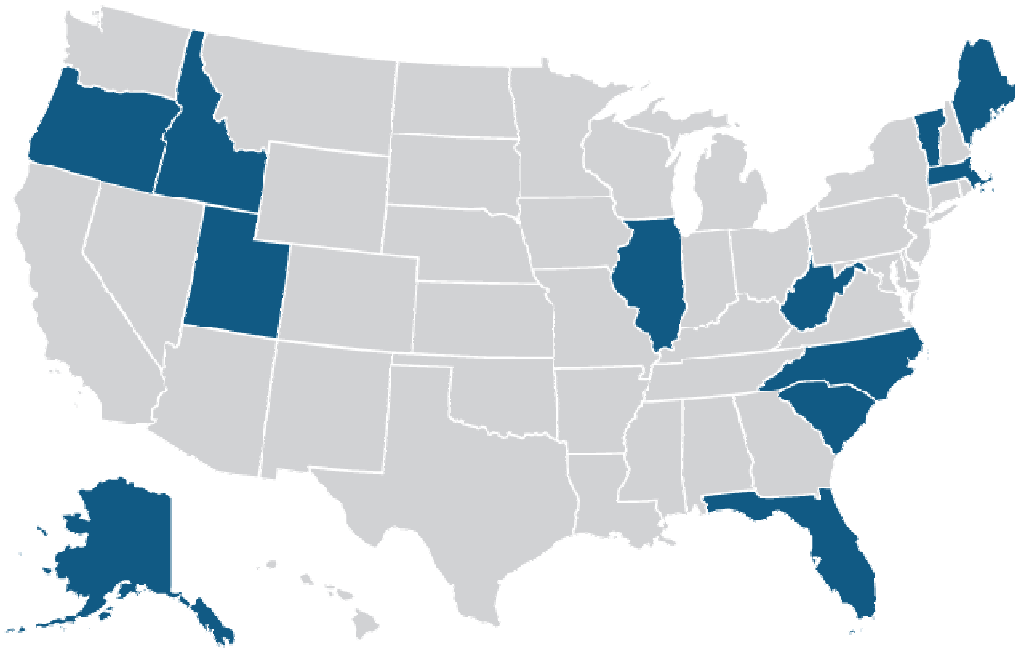
Category C

Provider-Based Models of Care

- States' goals
 - Test specific service system reforms
- Three models of interest
 - Patient Centered Medical Homes (PCMHs)
 - School-Based Health Centers (SBHCs)
 - Care Management Entities (CMEs)

Patient Centered Medical Homes (PCMH)

PCMH Demonstrations



- 12 states
- A key population target: children with special health care needs, chronic conditions
- Learning collaboratives: Used to promote medical “homeness”

Key Differences Across PCMH Projects

- Operational characteristics of learning collaboratives
 - Content differences
 - Structural differences
- Different strategies for supporting practices
 - Practice facilitation
 - Workforce augmentation
 - Family engagement

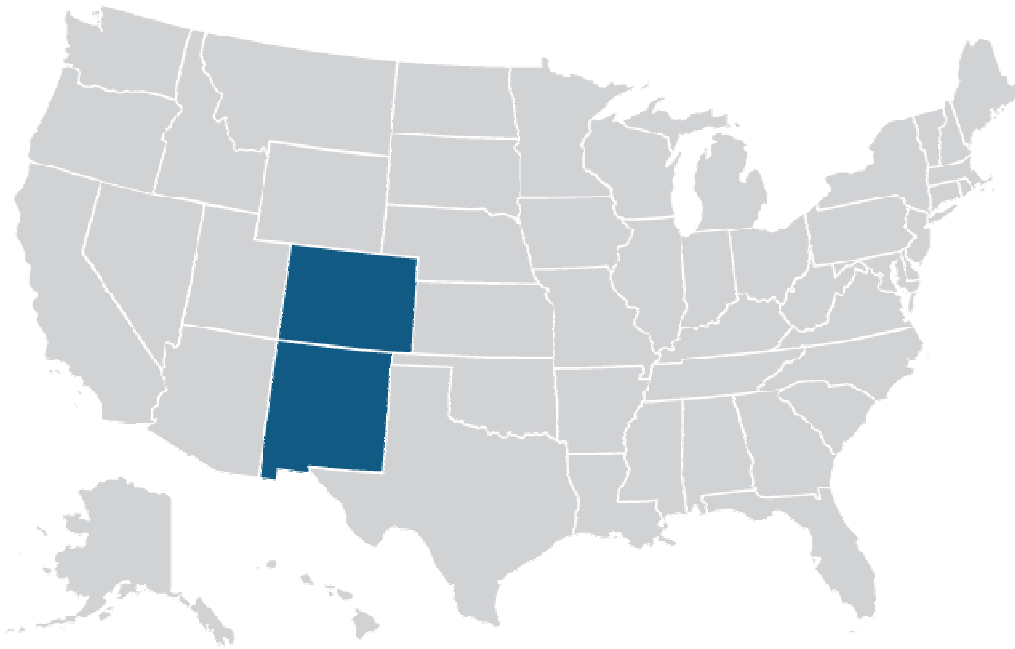
K. Devers, L. Foster, C. Branch. "Nine States' Use of Collaboratives to Improve Children's Health Care Quality in Medicaid and CHIP." *Academic Pediatrics*, Fall 2013

What Else Are We Learning?

- Measuring medical “homeness”
 - Evaluation Highlight #2: How are state and evaluators measuring medical home implementation in the CHIPRA Quality Demonstration Grant Program?
 - Experience with the Medical Home Index, NCQA tools
- Do medical homes alter ED use, hospitalization?
 - Stay tuned!

School-Based Health Centers (SBHCs)

SBHC Demonstrations



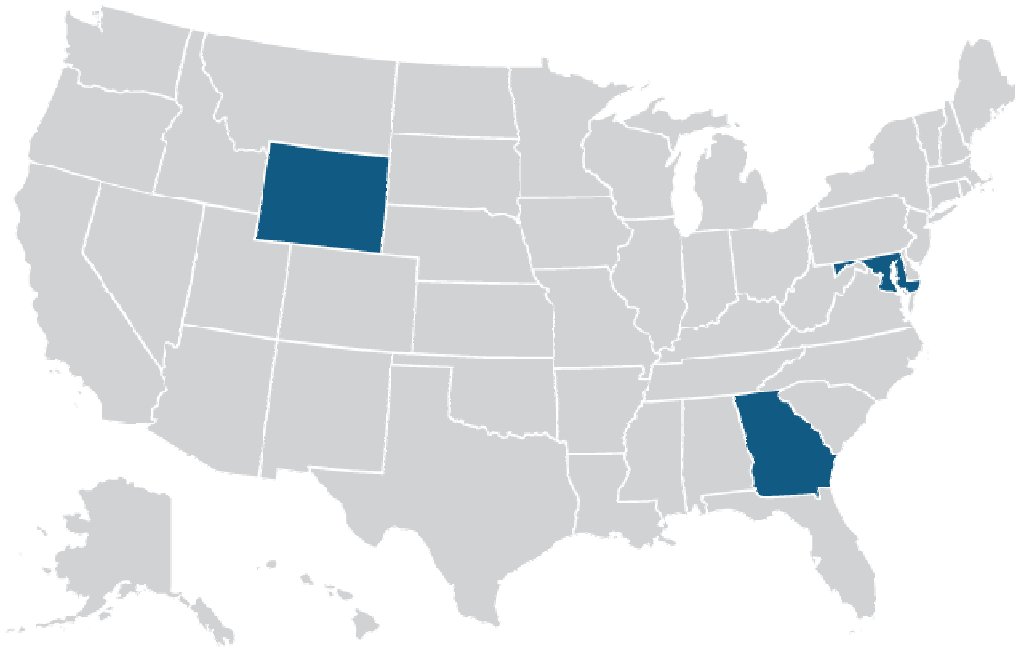
- 2 states
- Providing evidence on role SBHCs can play in service system for children, adolescents
- Variation between CO and NM
 - Extent of experience with SBHCs
 - Managed care environment

What Can We Learn?

- Building primary care system by strengthening SBHCs
- Strategies for recognizing SBHCs as PCMHs
- Helping youth become engaged in own health care
 - Strategies for engagement
 - New electronic survey tool
- Enhanced tracking of services for high-risk beneficiaries through claims
 - EPSDT screening, obesity, depression, sexually transmitted infections

Care Management Entities (CMEs)

CME Demonstrations



- 3 states
- Enhancing care and outcomes for high-cost, high-use beneficiaries
- Children and youth with serious emotional, behavioral disorders at risk for institutional placement

What is a CME?

- Organization that provides comprehensive, coordinated services
- CMEs pool money from various sources to develop individualized care plans
- Demonstration as “think-tank” to solve implementation challenges
 - Developing or expanding CME infrastructure
 - Analyzing data to define populations, set case rates

What Can We Learn?

- Value of CME for high-need beneficiaries
 - Innovative service delivery system
 - Payment model
- Solutions to tough implementation challenges
- Implementation guide available in early 2014

Other Grant Categories

- Category D: Utility of model EHR format for children
 - NC and PA
 - Children's EHR Format released in early 2013
 - Evaluation Highlight: Scheduled for mid-2014
- Category E: Other innovative approaches
 - Perinatal-focused projects (IL, FL)
 - Strengthening state QI infrastructure by working with stakeholder groups (ID, MA, UT, VT)
 - Other topics (CO, WY)

Questions?

National Evaluation of the Quality Demonstration Grant Program

National Evaluation Goals

- Identify effective strategies to improve quality of children's health and health care
 - Identifying variation across and within states
 - Conducting within-category, cross-state analyses
 - Conducting within-state, cross-category analyses
- Disseminate information about what works, why it works, what's worth replicating

CHIPRA Quality Demonstration Grants: “Telling the Stories”



CHIPRA Quality Demonstrations
Strengthening the Quality of Children's Health Care

The National Evaluation Team

AHRQ

C. Brach, L. Bergofsky

CMS

K. LLanos, E. Hill

Mathematica

H. Ireys, C. McLaughlin,
J. Zickafoose,
A. Christensen, L. Foster,
D. Petersen, G. Ferry,
and others

Urban Institute

K. Devers, J. Kenney,
I. Hill, R. Burton,
S. McMorrow,
and others

AcademyHealth

L. Simpson, E. Albritton,
M. Edmunds

Learn More About CHIPRA Quality Demonstration Evaluation

<http://www.ahrq.gov/chipra/demoeval>

The screenshot shows the AHRQ website interface. At the top, there is a navigation bar with links for Home, About Us, Careers, Contact Us, Español, FAQ, Email Updates, and an A-Z Index. Below this is the AHRQ logo and the text "Agency for Healthcare Research and Quality, Advancing Excellence in Health Care". A search bar is located to the right of the logo. A secondary navigation bar contains categories: Health Care Information, For Patients & Consumers, For Professionals, For Policymakers (highlighted), Research Tools & Data, Funding & Grants, Centers, Portfolios & Initiatives, and News & Events. Below the navigation is a breadcrumb trail: Home > For Policymakers > Children's Health Insurance Program Reauthorization Act (CHIPRA) > National Evaluation of the Quality Demonstration Grant Program. The main content area features a purple sidebar on the left with a title "Children's Health Insurance Program Reauthorization Act (CHIPRA)" and a list of links: National Evaluation of the Quality Demonstration Grant Program, Learn About the Demonstration States, Using the Core Set of Quality Measures, Promoting Health IT Infrastructures, and Evaluating Provider-Based Models. The main content area has a title "National Evaluation of the CHIPRA Quality Demonstration Grant Program" and a sub-header "Sign up: CHIPRA Quality Demonstration Evaluation email updates". The text below reads: "Find information and evaluation reports on State demonstration projects funded by the Children's Health Insurance Program Reauthorization Act to improve the quality of health care for children enrolled in Medicaid and CHIP." Below the text are two images: one showing a doctor with a child and another showing a group of people. To the right of the main content is a yellow box titled "FOR MORE INFORMATION" with a "What's New?" section stating: "The second in a series of Evaluation Highlights is now available. Learn how demonstration States are approaching measurement of patient-centered medical homes." and a "More from CMS" section stating: "The Centers for Medicare & Medicaid Services (CMS) provides overviews of projects and activities underway in the 18 demonstration States." At the bottom of the page, there is a teal banner with the text "CHIPRA Quality Demonstrations Strengthening the Quality of Children's Health Care".

On the CHIPRA Evaluation Website

Project
Descriptions

Evaluation
Highlights

Summaries of
Published
Manuscripts

Grantee
Reports

Resource
Material

Implementation
Guides

Links to Other
Materials

Questions?

Learn more about the CHIPRA Quality Demonstrations at:

<http://www.ahrq.gov/chipra/demoeval>

<http://www.medicaid.gov/Medicaid-CHIP-Program-Information/By-Topics/Childrens-Health-Insurance-Program-CHIP/CHIPRA-Quality-Demonstration-Grants-Summary.html>

CHIPRA Quality Demonstrations
Strengthening the Quality of Children's Health Care

Save the Date: Upcoming Webinars in the Series

- August 20, 1:30pm to 3:00pm ET – Patient-Centered Medical Home
- September 12, 2:30pm to 4:00pm ET – Stakeholder Engagement
- September 25, 2:00pm to 3:30pm ET – Improving Behavioral Health Care Quality
- October 15, 2:00pm to 3:30pm ET – Health Information Technology
- Registration information will be posted on:
<http://www.medicaid.gov/Medicaid-CHIP-Program-Information/By-Topics/Quality-of-Care/Quality-of-Care.html>

Thank you for participating in today's webinar.

Please complete the evaluation
as you exit the webinar.